

**FREE MARKET U.S. EQUITY FUND
FREE MARKET INTERNATIONAL EQUITY FUND
FREE MARKET FIXED INCOME FUND
of
THE RBB FUND, INC.**

PROSPECTUS

December 31, 2015

Investment Adviser:

**MATSON MONEY, INC.
5955 Deerfield Blvd.
Mason, OH 45040**

The securities described in this Prospectus have been registered with the Securities and Exchange Commission (the “SEC”). The SEC, however, has not judged these securities for their investment merit and has not determined the accuracy or adequacy of this Prospectus. Anyone who tells you otherwise is committing a criminal offense.

Ticker Symbols

Free Market U.S. Equity Fund	– FMUEX
Free Market International Equity Fund	– FMNEX
Free Market Fixed Income Fund	– FMFIX

TABLE OF CONTENTS

	PAGE
SUMMARY SECTIONS	1
Free Market U.S. Equity Fund	1
Free Market International Equity Fund	6
Free Market Fixed Income Fund	12
MORE ABOUT EACH FUND’S INVESTMENTS AND RISKS	18
Investment Strategies	18
More About Underlying Investment Company Investments	19
Investment Risks	22
Disclosure of Portfolio Holdings	24
Broad-Based and Composite Indices	24
Credit Ratings	26
MANAGEMENT OF THE FUNDS	27
Investment Adviser	27
Portfolio Managers	27
Management Fees	27
SHAREHOLDER INFORMATION	28
Pricing of Fund Shares	28
Market Timing	28
Purchase of Fund Shares	29
Redemption of Fund Shares	30
Dividends and Distributions	32
Taxes	32
FINANCIAL HIGHLIGHTS	35
Free Market U.S. Equity Fund	35
Free Market International Equity Fund	36
Free Market Fixed Income Fund	37
FOR MORE INFORMATION ABOUT MATSON MONEY FAMILY OF FUNDS	Back Cover

Investment Objective

The Free Market U.S. Equity Fund seeks long-term capital appreciation.

Expenses and Fees

This table describes the fees and expenses that you may pay if you buy and hold shares of the Fund.

Annual Fund Operating Expenses (expenses that you pay each year as a percentage of the value of your investment)

Management Fees	0.49%
Distribution (12b-1) and/or Service Fees	None
Other Expenses	0.11%
Acquired Fund Fees and Expenses	<u>0.32%</u>
Total Annual Fund Operating Expenses	<u><u>0.92%</u></u>

Example

This Example is intended to help you compare the cost of investing in the Fund with the cost of investing in other mutual funds. The Example assumes that you invest \$10,000 in the Fund for the time periods indicated and that you sell your shares at the end of those periods. The Example also assumes that your investment has a 5% return each year and that the Fund’s operating expenses remain the same. Although your actual costs and returns might be higher or lower, based on these assumptions your costs would be:

<u>1 Year</u>	<u>3 Years</u>	<u>5 Years</u>	<u>10 Years</u>
\$94	\$293	\$509	\$1,131

Portfolio Turnover

The Fund pays transaction costs, such as commissions, when it buys and sells securities (or “turns over” its portfolio). A higher portfolio turnover rate may indicate higher transaction costs and may result in higher taxes when Fund shares are held in a taxable account. These costs, which are not reflected in Total Annual Fund Operating Expenses or in the Example, affect the Fund’s performance. During the fiscal year ended August 31, 2015, the Fund’s portfolio turnover rate was 6% of the average value of its portfolio.

Summary of Principal Investment Strategies

The Fund pursues its investment objective by investing under normal circumstances at least 80% of its net assets, including any borrowings for investment purposes, in shares of registered, open-end investment companies and exchange-traded funds (“ETFs”) (collectively, “investment companies”) that have either adopted policies to invest at least 80% of their assets in equity securities, such as common stocks, preferred stocks or securities convertible into stocks, of U.S. companies, or invest substantially all of their assets in such equity securities. The Fund will diversify its investments by investing primarily in investment companies focusing on different segments of the equity markets, including large (“large-cap”), small (“small-cap”) and micro-capitalization (“micro-cap”) equity securities that the Fund’s investment adviser (“Adviser”) believes offer the prospect of long-term capital appreciation. The purchase of shares of investment companies may result in duplication of expenses, including advisory fees, in addition to the Fund’s own expenses.

Under normal market conditions, the Adviser expects substantially all of the Fund's net assets to be invested in the securities of investment companies that invest in the types of securities described in each asset class below, with less than 2% of the net assets invested in cash or money market instruments.

U.S. Large Cap Value Asset Class: The underlying investment companies generally will purchase common stocks and other equity securities of large cap companies that the underlying investment adviser(s) determine to be value stocks at the time of purchase. An issuer's securities are considered value stocks primarily because they have a high book value in relation to their market value (a "book to market ratio"). In assessing value, the underlying investment adviser(s) may consider additional factors such as price to cash flow or price to earnings ratios as well as economic conditions and developments in the issuer's industry. The criteria used for assessing value are subject to change from time to time. As of December 2014 large cap companies generally were those companies with a market capitalization of \$3.543 billion or greater. This dollar amount will change from time to time due to market conditions.

U.S. Small Cap Value Asset Class: The underlying investment companies generally will purchase common stocks and other equity securities of small cap companies that the underlying investment adviser(s) determine to be value stocks at the time of purchase. An issuer's securities are considered value stocks primarily because they have a high book value in relation to their market value (a "book to market ratio"). In assessing value, the underlying investment adviser(s) may consider additional factors such as price to cash flow or price to earnings ratios as well as economic conditions and developments in the issuer's industry. The criteria used for assessing value are subject to change from time to time. As of December 2014 small cap companies generally were those companies with a market capitalization of \$3.543 billion or less. This dollar amount will change from time to time due to market conditions.

U.S. Large Company Asset Class: The underlying investment companies generally will purchase all of the stocks that comprise the S&P 500® Index in approximately the proportions they are represented in the S&P 500® Index. Generally, these are the U.S. stocks with the largest market capitalizations and, as a group, they represent approximately 75% of the total market capitalization of all publicly traded U.S. stocks.

U.S. Small Cap Asset Class: The underlying investment companies generally will purchase common stocks and other equity securities of small cap companies primarily based on market capitalization. As of December 2014 small cap companies were generally those with a market capitalization of \$3.543 billion or less. This dollar amount will change from time to time due to market conditions. There may be some overlap in the companies in which the U.S. small cap asset class and the U.S. micro cap asset class invest.

U.S. Micro Cap Asset Class: The underlying investment companies generally will purchase common stocks and other equity securities of micro cap companies. As of December 2014 micro cap companies were generally those companies with a market capitalization of \$1.961 billion or less. This dollar amount will change from time to time due to market conditions. There may be some overlap in the companies in which the U.S. micro cap asset class and the U.S. small cap asset class invest.

The underlying investment companies may use derivatives, such as futures contracts and options on futures contracts for U.S. equity securities and indices, to gain market exposure on its uninvested cash pending investment in securities or to maintain liquidity to pay redemptions. Underlying index-based ETFs may use derivatives, including futures contracts, options on futures contracts, options and swaps to help the ETF track its underlying index.

The Fund reserves the right to hold up to 100% of its assets as a temporary defensive measure in cash and money market instruments such as U.S. Government securities, bank obligations and commercial paper. To the extent the Fund employs a temporary defensive measure, the Fund may not achieve its investment objective. Periodically the Adviser will review the allocations for the Fund in each underlying investment company and may add or remove underlying investment companies and/or change the investment allocation percentages of the Fund in the underlying investment companies without notice to shareholders.

Summary of Principal Risks

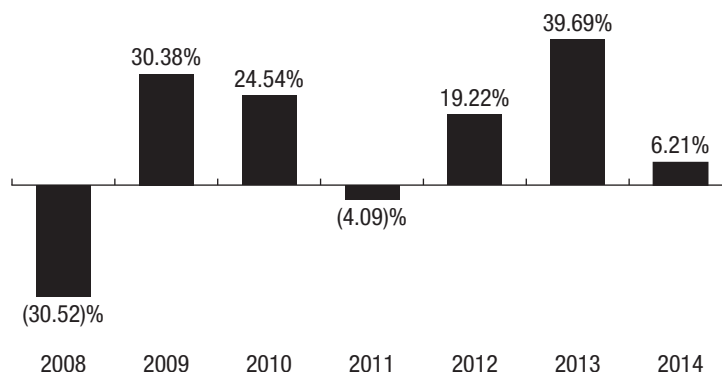
As with all mutual funds, a shareholder is subject to the risk that his or her investment could lose money. An investment in the Fund involves the same investment risks as those of the underlying investment companies in which the Fund invests. These risks may adversely affect the Fund's net asset value ("NAV") and investment performance. The Fund is subject to the following principal risks:

- Stocks of large cap, small cap or micro cap companies in which the Fund's underlying investment companies invest or in which the Fund invests directly may temporarily fall out of favor with investors or may be more volatile than the rest of the U.S. market as a whole.
- The smaller the capitalization of a company, generally the less liquid its stock and the more volatile its price. Companies with smaller market capitalizations also tend to have unproven track records and are more likely to fail than companies with larger market capitalizations.
- Although the Fund will invest in other investment companies that follow a value oriented strategy, value stocks may perform differently from the market as a whole and such a strategy may cause the Fund at times to underperform equity funds that use other investment strategies.
- Companies in which the Fund's underlying investment companies invest may suffer unexpected losses or lower than expected earnings or their securities may become difficult or impossible to sell at the time and for the price that the underlying investment adviser(s) would like.
- The Adviser's judgment about the attractiveness or potential appreciation of a particular underlying investment company security could prove to be wrong or the Fund could miss out on an investment opportunity because the assets necessary to take advantage of such opportunity are tied up in less advantageous investments.
- Because under normal circumstances the Fund invests at least 80% of its net assets in shares of registered investment companies that emphasize investments in U.S. equity securities, the NAV of the Fund will change with changes in the share prices of the investment companies in which the Fund invests.
- There is a risk that large, small or micro capitalization stocks may not perform as well as other asset classes or the U.S. stock market as a whole. In the past, large, small and micro capitalization stocks have gone through cycles of doing better or worse than the stock market in general.
- There is a risk that the Fund, which is passively managed, may not perform as well as funds with more active methods of investment management, such as selecting securities based on economic, financial, and market analysis.
- The derivative instruments in which the underlying investment companies may invest are subject to a number of risks including liquidity, interest rate, market, credit and management risks, and the risk of improper valuation. Changes in the value of a derivative may not correlate perfectly with the underlying asset, rate or index, and it is possible to lose more than the principal amount invested.
- The performance of the Fund will depend on how successfully the investment adviser(s) to the underlying investment companies pursue their investment strategies.

More information about the Fund's investments and risks is contained under the section entitled "More About Each Fund's Investments and Risks."

Performance Information

The chart below illustrates the long-term performance of the Fund. The information shows you how the Fund's performance has varied year by year and provides some indication of the risks of investing in the Fund. The chart assumes reinvestment of dividends and distributions. Past performance (before and after taxes) does not necessarily indicate how the Fund will perform in the future. Updated information is available at www.matsonmoney.com or by calling (866) 780-0357 Ext. 3863.



Best and Worst Quarterly Performance (for the period reflected in the chart above)

Best Quarter: 22.80% (quarter ended June 30, 2009)
 Worst Quarter: (22.63)% (quarter ended December 31, 2008)
 Year to Date Total Return as of September 30, 2015: (7.97)%

Average Annual Total Returns

The table below compares the average annual total returns of the Fund before and after taxes for the past calendar year, the past five calendar years and since inception to the average total returns of a broad-based securities market index for the same periods.

	Average Annual Total Returns for the Periods Ended December 31, 2014		
	1 Year	5 Year	Since Inception (December 31, 2007)
Fund Returns Before Taxes	6.21%	16.14%	9.72%
Fund Returns After Taxes on Distributions*	5.20%	15.61%	9.31%
Fund Returns After Taxes on Distributions and Sale of Fund Shares*	4.37%	13.07%	7.83%
Russell 2500® Index (reflects no deduction for fees, expenses or taxes)	7.07%	16.36%	8.86%
Composite Index**	9.12%	15.24%	7.47%

* After-tax returns are calculated using the historical highest individual federal marginal income tax rates and do not reflect the impact of state and local taxes. Actual after-tax returns will depend on an investor's tax situation and may differ from those shown. After-tax returns shown are not relevant to investors who hold their Fund shares through tax deferred arrangements, such as 401(k) plans or individual retirement accounts.

** The Composite Index is comprised of the S&P 500® Index, Russell 1000® Value Index, Russell 2000® Index and Russell 2000® Value Index, each weighted 25%, 25%, 25% and 25%, respectively. Additional information

about the Composite Index can be found under the section entitled “More About Each Fund’s Investments and Risks.”

Management of the Fund

Investment Adviser

Matson Money, Inc.

Portfolio Managers

Mark E. Matson: Chief Executive Officer and Director, since 1991

Steven B. Miller: President and Portfolio Manager, since 2004

Kenneth E. Gatliff: Portfolio Manager, since 2007

Purchase and Sale of Fund Shares

The Fund has no minimum initial investment or minimum subsequent investment. The Fund is exclusively available to clients or customers of service organizations approved by the Adviser, including certain brokerage firms, investment advisers, financial institutions and other industry professionals (“Service Organizations”). Only persons or entities having relationships with these Service Organizations may invest in the Fund. You may submit redemption requests on any business day to your Service Organization in person or by telephone, mail or wire.

You can only purchase and redeem shares of the Fund on days the New York Stock Exchange (“NYSE”) is open.

Taxes

The Fund intends to make distributions that may be taxed as ordinary income or capital gains.

Payments to Broker-Dealers and Other Financial Intermediaries

If you purchase the Fund through a broker-dealer or other financial intermediary (such as a bank), the Fund and its related companies may pay the intermediary for the sale of Fund shares and other related services. These payments may create a conflict of interest by influencing the broker-dealer or other intermediary and your salesperson to recommend the Fund over another investment. Ask your salesperson or visit your financial intermediary’s website for more information.

Investment Objective

The Free Market International Equity Fund (the “Fund”) seeks long-term capital appreciation.

Expenses and Fees

This table describes the fees and expenses that you may pay if you buy and hold shares of the Fund.

Annual Fund Operating Expenses (expenses that you pay each year as a percentage of the value of your investment)

Management Fees	0.50%
Distribution (12b-1) and/or Service Fees	None
Other Expenses	0.14%
Acquired Fund Fees and Expenses	<u>0.50%</u>
Total Annual Fund Operating Expenses	<u>1.14%</u>

Example

This Example is intended to help you compare the cost of investing in the Fund with the cost of investing in other mutual funds. The Example assumes that you invest \$10,000 in the Fund for the time periods indicated and that you sell your shares at the end of those periods. The Example also assumes that your investment has a 5% return each year and that the Fund’s operating expenses remain the same. Although your actual costs and returns might be higher or lower, based on these assumptions your costs would be:

<u>1 Year</u>	<u>3 Years</u>	<u>5 Years</u>	<u>10 Years</u>
\$116	\$362	\$628	\$1,386

Portfolio Turnover

The Fund pays transaction costs, such as commissions, when it buys and sells securities (or “turns over” its portfolio). A higher portfolio turnover rate may indicate higher transaction costs and may result in higher taxes when Fund shares are held in a taxable account. These costs, which are not reflected in Total Annual Fund Operating Expenses or in the Example, affect the Fund’s performance. During the fiscal year ended August 31, 2015, the Fund’s portfolio turnover rate was 3% of the average value of its portfolio.

Summary of Principal Investment Strategies

The Fund pursues its investment objective by investing under normal circumstances at least 80% of its net assets, including any borrowings for investment purposes, in shares of registered, open-end investment companies and exchange-traded funds (“ETFs”) (collectively, “investment companies”) that have either adopted policies to invest at least 80% of their assets in equity securities, such as common stocks, preferred stocks or securities convertible into stocks, of foreign companies, or invest substantially all of their assets in such equity securities. The Fund will diversify its investments by investing primarily in investment companies that focus on different segments of the foreign equity markets, including emerging markets, with little or no focus on domestic equity markets. The purchase of shares of investment companies may result in duplication of expenses, including advisory fees, in addition to the Fund’s own expenses.

Under normal market conditions, the Adviser expects substantially all of the Fund's net assets to be invested in the securities of investment companies that invest in the types of securities described in each asset class below, with less than 5% of the net assets invested in cash or money market instruments.

International Small Cap Value Asset Class: The underlying investment companies generally will purchase the stocks and other equity securities, directly or through sponsored or unsponsored depositary receipts, of small companies in foreign countries with developed markets that the underlying investment adviser(s) determine to be value stocks at the time of purchase. An issuer's securities are considered value stocks primarily because they have a high book value in relation to their market value (a "book to market ratio"). In assessing value, the underlying investment adviser(s) may consider additional factors such as price to cash flow or price to earnings ratios as well as economic conditions and developments in the issuer's industry. The criteria used for assessing value are subject to change from time to time. As of December 2014, the highest maximum market capitalization of a small company in any country in which an underlying investment company invested was \$5.218 billion. This threshold will vary by country or region, and the dollar amount will change from time to time due to market conditions.

International Large Cap Value Asset Class: The underlying investment companies generally will purchase the stocks and other equity securities, directly or through sponsored or unsponsored depositary receipts, of large companies in foreign countries with developed markets that the underlying investment adviser(s) determine to be value stocks at the time of purchase. An issuer's securities are considered value stocks primarily because they have a high book value in relation to their market value (a "book to market ratio"). In assessing value, the underlying investment adviser(s) may consider additional factors such as price to cash flow or price to earnings ratios as well as economic conditions and developments in the issuer's industry. The criteria used for assessing value are subject to change from time to time. As of December 2014, the lowest minimum market capitalization of a large company in any country or region in which an underlying investment company invested was \$1.394 billion. This threshold will vary by country or region, and the dollar amount will change from time to time due to market conditions.

International Small Company Asset Class: The underlying investment companies generally will purchase the stocks and other equity securities, directly or through sponsored or unsponsored depositary receipts, of small companies in foreign countries with developed markets. As of December 2014, the highest maximum market capitalization of a small company in any country in which an underlying investment company invested was \$5.218 billion. This threshold will vary by country or region, and the dollar amount will change from time to time due to market conditions.

International Large Cap Asset Class: The underlying investment companies generally will purchase the stocks and other equity securities, directly or through sponsored or unsponsored depositary receipts, of large companies in foreign countries with developed markets. As of December 2014, the lowest minimum market capitalization of a large company in any country or region in which an underlying investment company invested was \$1.394 billion. This threshold will vary by country or region, and the dollar amount will change from time to time due to market conditions.

Emerging Markets Asset Class, Emerging Markets Value Asset Class, and Emerging Markets Small Cap Asset Class (collectively, the "Emerging Markets Asset Classes"): Underlying investment companies comprising each Emerging Markets Asset Class generally will purchase stocks and other equity securities, directly or through sponsored or unsponsored depositary receipts, of companies located in emerging market countries. The underlying investment companies investing in securities of the Emerging Markets Asset Class and the Emerging Markets Small Cap Asset Class will generally purchase the equity securities of larger and smaller companies, respectively, within each country. The underlying investment adviser(s) determine company size primarily based on market capitalization. As of December 2014 companies in the Emerging Markets Small Cap Asset Class generally were those companies with a market capitalization of \$3.936 billion or less in the largest country and \$194 million in the smallest country. This threshold will vary by country or region. These dollar amounts will change from time to time due to market conditions.

The underlying investment companies in the Emerging Markets Value Asset Class generally will purchase emerging market equity securities that are deemed by the underlying investment adviser(s) to be value stocks at the time of purchase. An issuer's securities are considered value stocks primarily because they have a high book value in relation to their market value (a "book to market ratio"). In assessing value, the underlying investment adviser(s) may consider additional factors such as price to cash flow or price to earnings ratios as well as economic conditions and developments in the issuer's industry. The criteria used for assessing value are subject to change from time to time.

The underlying investment companies may use derivatives, such as futures contracts and options on futures contracts for equity securities and indices, to gain market exposure on its uninvested cash pending investment in securities or to maintain liquidity to pay redemptions. Underlying index-based ETFs may use derivatives, including futures contracts, options on futures contracts, forward currency contracts, options and swaps to help the ETF track its underlying index.

The Fund reserves the right to hold up to 100% of its assets as a temporary defensive measure in cash and money market instruments such as U.S. Government securities, bank obligations and commercial paper. To the extent the Fund employs a temporary defensive measure, the Fund may not achieve its investment objective. Periodically the Adviser will review the allocations for the Fund in each underlying investment company and may add or remove underlying investment companies and/or change the investment allocation percentages of the Fund in the underlying investment companies without notice to shareholders.

Summary of Principal Risks

As with all mutual funds, a shareholder is subject to the risk that his or her investment could lose money. An investment in the Fund involves the same investment risks as those of the underlying investment companies in which the Fund invests. These risks may adversely affect the Fund's net asset value ("NAV") and investment performance. The Fund is subject to the following principal risks:

- The value of particular foreign equity securities which the Fund's underlying investment companies may purchase or foreign stock markets on which the securities they may purchase are traded may decline in value.
- Stocks of large cap or small cap foreign companies in which the Fund's underlying investment companies may invest may temporarily fall out of favor with investors or may be more volatile than particular foreign stock markets or foreign stock markets as a whole.
- The smaller the capitalization of a company, generally the less liquid its stock and the more volatile its price. Companies with smaller market capitalizations also tend to have unproven track records and are more likely to fail than companies with larger market capitalizations.
- Stocks of large cap or small cap foreign companies in which the Fund's underlying investment companies may invest may suffer unexpected losses or lower than expected earnings or such securities may become difficult or impossible to sell at the time and for the price the underlying investment advisers would like.
- Because the Fund owns shares of underlying investment companies that invest in foreign issuers, the Fund is subject to risks presented by investments in such issuers. Securities of foreign issuers may be negatively affected by political events, economic conditions, or inefficient, illiquid or unregulated markets in foreign countries. Foreign issuers may be subject to inadequate regulatory or accounting standards.
- Investments in emerging market securities by underlying investment companies in which the Fund invests are subject to higher risks than those in developed market countries because there is greater uncertainty in less established markets and economics.
- Currency risk is the risk that exchange rates for currencies in which securities held by the underlying investment companies in which the Fund invests are denominated will fluctuate daily. In general, the

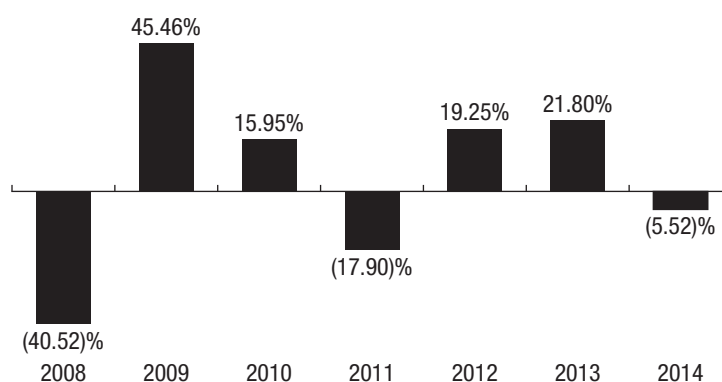
underlying investment companies do not hedge currency risk. As a result, if currencies in which foreign holdings are denominated depreciate against the U.S. Dollar, the value of your investment in the Fund may be adversely affected.

- The Adviser’s judgment about the attractiveness or potential appreciation of a particular underlying investment company security could prove to be wrong or the Fund could miss out on an investment opportunity because the assets necessary to take advantage of such opportunity are tied up in less advantageous investments.
- Because under normal circumstances the Fund invests at least 80% of its net assets in shares of registered investment companies that emphasize investments in equity securities of foreign companies, the NAV of the Fund will change with changes in the share prices of the investment companies in which the Fund invests.
- There is a risk that the Fund, which is passively managed, may not perform as well as funds with more active methods of investment management, such as selecting securities based on economic, financial, and market analysis.
- The derivative instruments in which the underlying investment companies may invest are subject to a number of risks including liquidity, interest rate, market, credit and management risks, and the risk of improper valuation. Changes in the value of a derivative may not correlate perfectly with the underlying asset, rate or index, and it is possible to lose more than the principal amount invested.
- The performance of the Fund will depend on how successfully the investment adviser(s) to the underlying investment companies pursue their investment strategies.

More information about the Fund’s investments and risks is contained under the section entitled “More Information About Each Fund’s Investments and Risks.”

Performance Information

The chart below illustrates the long-term performance of the Fund. The information shows you how the Fund’s performance has varied year by year and provides some indication of the risks of investing in the Fund. The chart assumes reinvestment of dividends and distributions. Past performance (before and after taxes) does not necessarily indicate how the Fund will perform in the future. Updated information is available at www.matsonmoney.com or by calling (866) 780-0357 Ext. 3863.



Best and Worst Quarterly Performance (for the period reflected in the chart above)

Best Quarter: 33.53% (quarter ended June 30, 2009)
 Worst Quarter: (22.38)% (quarter ended September 30, 2011)
 Year to Date Total Return as of September 30, 2015: (5.85)%

Average Annual Total Returns

The table below compares the average annual total returns of the Fund before and after taxes for the past calendar year, the past five calendar years and since inception to the average total returns of a broad-based securities market index for the same periods.

	Average Annual Total Returns for the Periods Ended December 31, 2014		
	<u>1 Year</u>	<u>5 Year</u>	<u>Since Inception (December 31, 2007)</u>
Fund Returns Before Taxes	(5.52)%	5.49%	1.76%
Fund Returns After Taxes on Distributions*	(6.47)%	4.85%	1.24%
Fund Returns After Taxes on Distributions and Sale of Fund Shares*	(2.33)%	4.34%	1.39%
MSCI World (excluding U.S.) Index (reflects no deduction for fees, expenses or taxes)	(4.32)%	5.21%	(0.39)%
Composite Index**	(3.93)%	5.53%	0.44%

* After-tax returns are calculated using the historical highest individual federal marginal income tax rates and do not reflect the impact of state and local taxes. Actual after-tax returns will depend on an investor's tax situation and may differ from those shown. After-tax returns shown are not relevant to investors who hold their Fund shares through tax deferred arrangements, such as 401(k) plans or individual retirement accounts.

** The Composite Index is comprised of the MSCI EAFE Index, MSCI EAFE Value Index, MSCI EAFE Small Company Index, and MSCI Emerging Markets Free Index, each weighted 25%, 25%, 25% and 25%, respectively. Additional information about the Composite Index can be found under the section entitled "more about Each Fund's Investments and Risks."

Management of the Fund

Investment Adviser

Matson Money, Inc.

Portfolio Managers

Mark E. Matson: Chief Executive Officer and Director, since 1991

Steven B. Miller: President and Portfolio Manager, since 2004

Kenneth E. Gatliff: Portfolio Manager, since 2007

Purchase and Sale of Fund Shares

The Fund has no minimum initial investment or minimum subsequent investment. The Fund is exclusively available to clients or customers of service organizations approved by the Adviser, including certain brokerage firms, investment advisers, financial institutions and other industry professionals ("Service Organizations"). Only persons or entities having relationships with these Service Organizations may invest in the Fund. You may submit redemption requests on any business day to your Service Organization in person or by telephone, mail or wire.

You can only purchase and redeem shares of the Fund on days the NYSE is open.

Taxes

The Fund intends to make distributions that may be taxed as ordinary income or capital gains.

Payments to Broker-Dealers and Other Financial Intermediaries

If you purchase the Fund through a broker-dealer or other financial intermediary (such as a bank), the Fund and its related companies may pay the intermediary for the sale of Fund shares and other related services. These payments may create a conflict of interest by influencing the broker-dealer or other intermediary and your salesperson to recommend the Fund over another investment. Ask your salesperson or visit your financial intermediary's website for more information.

Investment Objective

The Free Market Fixed Income Fund seeks total return (consisting of current income and capital appreciation).

Expenses and Fees

This table describes the fees and expenses that you may pay if you buy and hold shares of the Fund.

Annual Fund Operating Expenses (expenses that you pay each year as a percentage of the value of your investment)

Management Fees	0.50%
Distribution (12b-1) and/or Service Fees	None
Other Expenses	0.10%
Acquired Fund Fees and Expenses	<u>0.19%</u>
Total Annual Fund Operating Expenses	<u>0.79%</u>

Example

This Example is intended to help you compare the cost of investing in the Fund with the cost of investing in other mutual funds. The Example assumes that you invest \$10,000 in the Fund for the time periods indicated and that you sell your shares at the end of those periods. The Example also assumes that your investment has a 5% return each year and that the Fund's operating expenses remain the same. Although your actual costs and returns might be higher or lower, based on these assumptions your costs would be:

<u>1 Year</u>	<u>3 Years</u>	<u>5 Years</u>	<u>10 Years</u>
\$81	\$252	\$439	\$978

Portfolio Turnover

The Fund pays transaction costs, such as commissions, when it buys and sells securities (or "turns over" its portfolio). A higher portfolio turnover rate may indicate higher transaction costs and may result in higher taxes when Fund shares are held in a taxable account. These costs, which are not reflected in Total Annual fund Operating Expenses or in the Example, affect the Fund's performance. During the fiscal year ended August 31, 2015, the Fund's portfolio turnover rate was 2% of the average value of its portfolio.

Summary of Principal Investment Strategies

The Fund pursues its investment objective by investing under normal circumstances at least 80% of its net assets, including any borrowings for investment purposes, in shares of registered, open-end investment companies and exchange-traded funds ("ETFs") (collectively, "investment companies") that have either adopted policies to invest at least 80% of their assets in fixed income securities that the Adviser believes offer the prospect of providing total return, or invest substantially all of their assets in such fixed income securities. The purchase of shares of investment companies may result in duplication of expenses, including advisory fees, in addition to the Fund's own expenses.

Under normal market conditions, the Adviser expects substantially all of the Fund's net assets to be invested in the securities of investment companies that invest in the types of securities described in each asset class below, with less than 2% of the net assets invested in cash or money market instruments.

One-Year Fixed Income Asset Class: The underlying investment companies generally will purchase U.S. government obligations, U.S. government agency obligations, dollar-denominated obligations of foreign issuers

issued in the U.S., foreign government and agency obligations, bank obligations, including the obligations of U.S. subsidiaries and branches of foreign banks, corporate obligations, commercial paper, repurchase agreements, and obligations of supranational organizations such as the World Bank, the European Investment Bank, and the Inter-American Development Bank. Generally, obligations comprising this asset class will mature within one year from the date of settlement, but substantial investments may be made in obligations maturing within two years from the date of settlement when greater returns are available.

Two-Year Global Fixed Income Asset Class: The underlying investment companies generally will purchase obligations issued or guaranteed by the U.S. and foreign governments, their agencies and instrumentalities, corporate debt obligations, bank obligations, commercial paper, repurchase agreements, and other debt obligations of domestic and foreign issuers. Generally, obligations comprising this asset class have a weighted average maturity not exceeding two years, but investments may be made in obligations maturing in a shorter time period (from overnight to less than two years from the date of settlement). Because many of the investments of the underlying investment companies in this asset class will be denominated in foreign currencies, the underlying investment companies may also enter into forward foreign currency contracts to attempt to protect against uncertainty in the level of future foreign currency rates, to hedge against fluctuations in currency exchange rates or to transfer balances from one currency to another.

Intermediate Government Fixed Income Asset Class: The underlying investment companies generally will purchase debt obligations of the U.S. government and U.S. government agencies. Generally, investment companies in the asset class will purchase securities with maturities of between five and fifteen years, however such investment companies ordinarily will have an average weighted maturity of between three and ten years.

Five-Year Global Fixed Income Asset Class: The underlying investment companies generally will purchase obligations issued or guaranteed by the U.S. and foreign governments, their agencies and instrumentalities, obligations of other foreign issuers, corporate debt obligations, bank obligations, commercial paper, and obligations of supranational organizations. Generally, obligations comprising this asset class have a weighted average maturity not exceeding five years. However, investments may be made in obligations maturing in a shorter time period (from overnight to less than five years from the date of settlement.) Because many of the investments of the underlying investment companies in this asset class will be denominated in foreign currencies, the underlying investment companies may also enter into forward foreign currency contracts to attempt to protect against uncertainty in the level of future foreign currency rates, to hedge against fluctuations in currency exchange rates or to transfer balances from one currency to another.

The underlying investment companies may also use derivatives, such as futures contracts and options on futures contracts for equity securities and indices, to gain market exposure on its uninvested cash pending investment in securities or to maintain liquidity to pay redemptions. Underlying index-based ETFs may use derivatives, including futures contracts, options on futures contracts, forward currency contracts, options and swaps to help the ETF track its underlying index.

Certain underlying investment companies may concentrate their investments (invest more than 25% of its total assets) in obligations of U.S. and foreign banks and bank holding companies when the yield to maturity on eligible portfolio investments in banking securities as a group generally exceeds the yield to maturity on all other eligible portfolio investments as a group generally for a period of five consecutive days when the New York Stock Exchange is open for trading. While the Fund will not concentrate its investments in any one industry, the Fund may be focused on banking sectors under certain circumstances.

The Fund reserves the right to hold up to 100% of its assets as a temporary defensive measure in cash and money market instruments such as U.S. Government securities, bank obligations and commercial paper. To the extent the Fund employs a temporary defensive measure, the Fund may not achieve its investment objective. Periodically the Adviser will review the allocations for the Fund in each underlying investment company and may add or remove underlying investment companies and/or change the investment allocation percentages of the Fund in the underlying investment companies without notice to shareholders.

Summary of Principal Risks

As with all mutual funds, a shareholder is subject to the risk that his or her investment could lose money. An investment in the Fund involves the same investment risks as those of the underlying investment companies in which the Fund invests. These risks may adversely affect the Fund's net asset value ("NAV") and investment performance. The Fund is subject to the following principal risks:

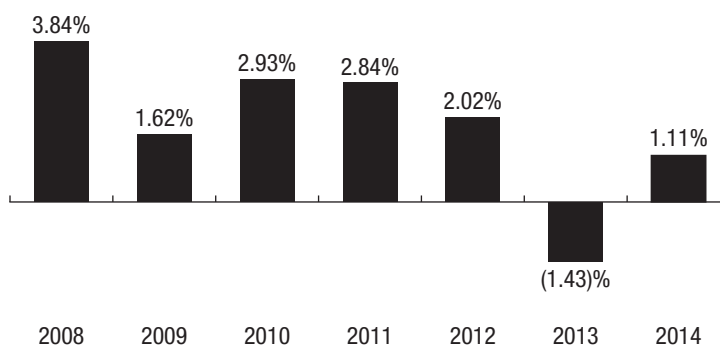
- Fixed income securities in which the Fund's underlying investment companies may invest are subject to certain risks, including: interest rate risk, reinvestment risk, prepayment and extension risk, credit/default risk, and the risks associated with investing in repurchase agreements.
 - Interest rate risk involves the risk that prices of fixed income securities will rise and fall in response to interest rate changes.
 - Reinvestment risk involves the risk that proceeds from matured investments may be re-invested at lower interest rates.
 - Prepayment risk involves the risk that in declining interest rates environments prepayments of principal could increase and require the Fund to reinvest proceeds of the prepayments at lower interest rates.
 - Extension risk involves the risk that prepayments of principal will decrease when interest rates rise resulting in a longer effective maturity of a security.
 - Credit risk is the risk that the issuer of a security may be unable to make interest payments and/or repay principal when due. Credit risk also involves the risk that the credit rating of a security may be lowered.
 - Repurchase agreement risk involves the risk that the other party to a repurchase agreement will be unable to complete the transaction and the underlying investment company in which the Fund invests may suffer a loss as a result.
- Because the Fund owns shares of underlying investment companies that invest in foreign issuers, the Fund is subject to risks presented by investments in such issuers. Securities of foreign issuers may be negatively affected by political events, economic conditions, or inefficient, illiquid or unregulated markets in foreign countries. Foreign issuers may be subject to inadequate regulatory or accounting standards.
- Currency risk is the risk that exchange rates for currencies in which securities held by the underlying investment companies in which the Fund invests are denominated will fluctuate daily. Forward foreign currency exchange contracts may limit potential gains from a favorable change in value between the U.S. dollar and foreign currencies. Unanticipated changes in currency pricing may result in poorer overall performance for the Fund than if it had not engaged in these contracts.
- The Adviser's judgment about the attractiveness or potential appreciation of a particular underlying investment company security could prove to be wrong or the Fund could miss out on an investment opportunity because the assets necessary to take advantage of such opportunity are tied up in less advantageous investments.
- Because under normal circumstances the Fund invests at least 80% of its net assets in shares of registered investment companies that emphasize investments in fixed income securities, the NAV of the Fund will change with changes in the share prices of the investment companies in which the Fund invests.
- Not all obligations of U.S. government agencies and instrumentalities are backed by the full faith and credit of the U.S. Treasury. Some are backed only by the credit of the issuing agency or instrumentality. Accordingly, there may be some risk of default by the issuer in such cases.

- There is a risk that the Fund, which is passively managed, may not perform as well as funds with more active methods of investment management, such as selecting securities based on economic, financial, and market analysis.
- The derivative instruments in which the underlying investment companies may invest are subject to a number of risks including liquidity, interest rate, market, credit and management risks, and the risk of improper valuation. Changes in the value of a derivative may not correlate perfectly with the underlying asset, rate or index, and it is possible to lose more than the principal amount invested.
- The performance of the Fund will depend on how successfully the investment adviser(s) to the underlying investment companies pursue their investment strategies.
- Banks are very sensitive to changes in money market and general economic conditions. Adverse general economic conditions can cause financial difficulties for a bank's borrowers and the borrowers' failure to repay their loans can adversely affect the bank's financial situation. Banks are subject to extensive regulation and decisions by regulators may limit the loans banks make and the interest rates and fees they charge, which could reduce bank profitability.

More information about the Fund's investments and risks is contained under the section entitled "More About Each Fund's Investments and Risks."

Performance Information

The chart below illustrates the long-term performance of the Fund. The information shows you how the Fund's performance has varied year by year and provides some indication of the risks of investing in the Fund. The chart assumes reinvestment of dividends and distributions. Past performance (before and after taxes) does not necessarily indicate how the Fund will perform in the future. Updated information is available at www.matsonmoney.com or by calling (866) 780-0357 Ext. 3863.



Best and Worst Quarterly Performance (for the period reflected in the chart above)

Best Quarter: 3.54% (quarter ended December 31, 2008)
 Worst Quarter: (1.44)% (quarter ended June 30, 2013)
 Year to Date Total Return as of September 30, 2015: 0.88%

Average Annual Total Returns

The table below compares the average annual total returns of the Fund before and after taxes for the past calendar year, the past five calendar years and since inception to the average total returns of a broad-based securities market index for the same periods.

	Average Annual Total Returns for the Periods Ended December 31, 2014		
	1 Year	5 Year	Since Inception (December 31, 2007)
Fund Returns Before Taxes	1.11%	1.48%	1.84%
Fund Returns After Taxes on Distributions*	0.73%	1.03%	1.32%
Fund Returns After Taxes on Distributions and Sale of Fund Shares*	0.68%	1.00%	1.25%
CitiGroup World Government Bond Index 1-5 Year Currency Hedged U.S. Dollar Index (reflects no deduction for fees, expenses or taxes)	1.90%	1.78%	2.53%
Composite Index**	2.31%	2.19%	2.70%

* After-tax returns are calculated using the historical highest individual federal marginal income tax rates and do not reflect the impact of state and local taxes. Actual after-tax returns will depend on an investor's tax situation and may differ from those shown. After-tax returns shown are not relevant to investors who hold their Fund shares through tax deferred arrangements, such as 401(k) plans or individual retirement accounts.

** The Composite Index is comprised of the Three-Month Treasury Bill Index, Barclays Capital Intermediate Government Bond Index, Merrill Lynch 1-3 Year US Government/Corporate Index and Barclays Capital Aggregate Bond Index, each weighted 25%, 25%, 25% and 25%, respectively. Additional information about the Composite Index can be found under the section entitled "Shareholder Information."

Management of the Fund

Investment Adviser

Matson Money, Inc.

Portfolio Managers

Mark E. Matson: Chief Executive Officer and Director, since 1991

Steven B. Miller: President and Portfolio Manager, since 2004

Kenneth E. Gatliff: Portfolio Manager, since 2007

Purchase and Sale of Fund Shares

The Fund has no minimum initial investment or minimum subsequent investment. The Fund is exclusively available to clients or customers of service organizations approved by the Adviser, including certain brokerage firms, investment advisers, financial institutions and other industry professionals ("Service Organizations"). Only persons or entities having relationships with these Service Organizations may invest in the Fund. You may submit redemption requests on any business day to your Service Organization in person or by telephone, mail or wire.

You can only purchase and redeem shares of a Fund on days the NYSE is open.

Taxes

The Fund intends to make distributions that may be taxed as ordinary income or capital gains.

Payments to Broker-Dealers and Other Financial Intermediaries

If you purchase the Fund through a broker-dealer or other financial intermediary (such as a bank), the Fund and its related companies may pay the intermediary for the sale of Fund shares and other related services. These payments may create a conflict of interest by influencing the broker-dealer or other intermediary and your salesperson to recommend the Fund over another investment. Ask your salesperson or visit your financial intermediary's website for more information.

MORE ABOUT EACH FUND'S INVESTMENTS AND RISKS

Investment Strategies

The Summary of Principal Investment Strategies and Summary of Principal Investment Risks sections describe the investment objective and principal investment strategies and risks of each Fund. This section provides some additional information about the Funds and the underlying investment companies in which the Funds may invest and certain portfolio management techniques that such underlying investment companies may use. More information about the Funds' investments and related risks is included in the Statement of Additional Information ("SAI").

Each Fund's investment objective is not fundamental and may be changed without shareholder approval by the Board of Directors of The RBB Fund, Inc. (the "Company") upon prior written notice to shareholders. Shareholders will be given at least 60 days' prior written notice of any change to a Fund's investment objective.

Each Fund pursues its investment objective by investing under normal circumstances at least 80% of its net assets, including any borrowings for investment purposes, in shares of registered investment companies and ETFs. The Adviser focuses on the returns of investment companies within each of the asset classes while keeping trading costs to a minimum. Under normal market conditions, the Adviser expects substantially all of the Funds net assets to be invested in the securities of investment companies with less than 2% of the net assets of the Free Market U.S. Equity Fund and Free Market Fixed Income Fund, and 5% of the net assets of the Free Market International Equity Fund invested in cash or money market instruments.

Periodically, the Adviser will review the allocations for each Fund in each underlying investment company. From time to time, the Adviser may add or remove underlying investment companies and/or change the investment allocation percentages of a Fund in the underlying investment companies without notice to shareholders. In addition, when the Adviser determines that market forces have caused fundamental changes in the relative values of the assets of the underlying investment companies, the Adviser may modify the allocations of the Fund. To maintain allocation ranges, adjustments may be made by purchasing or selling shares of the underlying investment companies or applying future investments and redemptions by the Fund in proportions necessary to rebalance the investments in the underlying investment companies.

Each Fund may invest directly in individual securities. However, the Adviser will not invest directly in individual securities without prior approval of the Company's Board of Directors, except as described in this Prospectus.

Investments in Investment Companies and the Investment Company Industry. Each Fund invests exclusively in investment companies that are not affiliated with it. These investment companies may be within the same fund complex and/or advised by the same investment adviser. The Funds invest primarily in securities of registered investment companies and will attempt to identify investment companies that have demonstrated superior management, favorable investment results, and relatively lower costs and expenses. There can be no assurance that this result will be achieved. Each Fund will indirectly bear its proportionate share of any management fees and other expenses paid by the investment companies in which it invests including the advisory and administration fees paid by the underlying fund. Fees and expenses related to each Fund's investments in underlying funds during the fiscal year ended August 31, 2015 are disclosed in each Fund's expense table under "Acquired Fund fees and expenses." Some underlying investment companies may concentrate their investments in various industries or industry sectors and may use options, futures, or options on futures in their investment programs.

Investment decisions by the investment advisers of the underlying investment companies are made independently of the Funds and the Adviser. Therefore, the investment adviser of one underlying investment company may be purchasing shares of the same issuer whose shares are being sold by the investment adviser of another underlying investment company. The result of this would be an indirect expense to a Fund without accomplishing any investment purpose.

Each Fund expects that it will select the investment companies in which it will invest based, in part, upon an analysis of the past and projected performance and investment structure of the underlying investment companies. However, each Fund may consider other factors in the selection of investment companies. These other factors include, but are not limited to the investment company's size, shareholder services, liquidity, investment objective and investment techniques. Each Fund will be affected by the losses of its underlying investment companies and the level of risk arising from the investment practices of such investment companies and has no control over the risks taken by such investment companies.

Investing in investment companies does not eliminate investment risk. When the Adviser has identified a significant upward trend in a particular asset class, each Fund retains the right to invest in investment companies that invest primarily in that particular asset class. Investment companies may have greater fluctuations in value when compared to other categories of investment companies that are not invested primarily in the particular asset class selected by the Adviser.

Each Fund's ability to achieve its investment objective will depend largely on the Adviser's ability to select the appropriate mix of underlying investment companies. In addition, achieving each Fund's investment objective will depend on the performance of the underlying investment companies, which depends on the ability of the underlying investment companies to meet their investment objectives. There can be no assurance that either the Funds or their underlying investment companies will achieve their investment objectives.

ETFs are a type of investment company bought and sold on a securities exchange. An ETF typically represents a fixed portfolio of securities designed to track a particular market index. The risks of owning an ETF generally reflect the risks of owning the underlying securities that they are designed to track, although lack of liquidity in an ETF could result in its being more volatile. Some ETFs are actively-managed by an investment adviser and/or sub-advisers. Actively-managed ETFs are subject to the risk of poor investment selection. A Fund may incur brokerage fees in connection with its purchase of ETF shares.

More About Underlying Investment Company Investments

Underlying Investment Companies. The underlying investment companies in which the Funds may invest reflect a broad spectrum of investment opportunities including equities, fixed income, domestic, foreign and emerging markets. These investment companies may invest in various obligations and employ various investment techniques. The following describes these obligations and techniques:

Derivative Contracts. The underlying investment companies in which each of the Funds invests may, but need not, use derivative contracts to seek to hedge against the possible adverse impact of changes in stock market prices, currency exchange rates (with respect to the Free Market International Equity Fund and Free Market Fixed Income Fund only) or interest rates in the market value of its securities or securities to be purchased.

Examples of derivative contracts include: futures and options on securities, securities indices or currencies; options on these futures; forward foreign currency contracts, and interest rate or currency swaps. A derivative contract will obligate or entitle an underlying investment company to deliver or receive an asset or cash payment that is based on the change in value of one or more securities, currencies or indices. Even a small investment in derivative contracts can have a big impact on an underlying investment company's stock market, currency and interest rate exposure. Therefore, using derivatives can disproportionately increase losses and reduce opportunities for gains when stock prices, currency rates or interest rates are changing. An underlying investment company may not fully benefit from or may lose money on derivatives if changes in their value do not correspond accurately to changes in the value of the investment company's holdings. The other parties to certain derivative contracts present the same types of default risk as issuers of fixed income securities in that the counterparty may default on its payment obligations or become insolvent. Derivatives can also make an underlying investment company less liquid and harder to value, especially in declining markets. The underlying investment companies may also utilize derivative contracts to gain market

exposure on their uninvested cash pending investment in securities or to maintain liquidity to pay redemptions. The underlying investment companies of the Free Market International Equity Fund and the Free Market Fixed Income Fund may also enter into forward foreign currency contracts to transfer balances from one currency to another. The use of derivatives for non-hedging purposes may be considered more speculative than other types of investments.

Equity Investments. The underlying investment companies in which the Free Market U.S. Equity Fund and Free Market International Equity Fund invest may purchase all types of equity securities. The Free Market Fixed Income Fund may invest a portion of its assets in underlying investment companies that invest in equity securities, although these investments are not part of the Fund's Principal Investment Strategies. Equity securities include exchange-traded and over-the-counter common and preferred stocks, warrants, rights, convertible securities, depositary receipts and shares, trust certificates, limited partnership interests, and equity participations. Investments in equity securities and equity derivatives in general are subject to market risks that may cause their prices to fluctuate over time. The value of a convertible security may not increase or decrease as rapidly as the underlying common stock. Common stocks may decline over short or even extended periods of time. The purchase of rights or warrants involves the risk that an underlying investment company could lose the purchase value of a right or warrant if the right to subscribe to additional shares is not executed prior to the right's or warrant's expiration. The value of such securities convertible into equity securities, such as warrants or convertible debt, is also affected by prevailing interest rates, the credit quality of the issuer and any call provision. State law governing partnerships is often less restrictive than state law governing corporations. Accordingly, there may be fewer protections afforded to investors in a limited partnership than investors in a corporation.

Fixed Income Investments. The underlying investment companies in which the Free Market Fixed Income Fund invests may purchase all types of fixed income securities. The Free Market U.S. Equity Fund and the Free Market International Equity Fund may invest a portion of their assets in underlying investment companies that invest in fixed income securities, although these investments are not part of such Funds' principal investment strategies. Fixed income investments include bonds, notes (including structured notes), mortgage-backed securities, asset-backed securities, convertible securities, Eurodollar and Yankee dollar instruments, preferred stocks and money market instruments. Fixed income securities may be issued by corporate, governmental and foreign issuers and may have all types of interest rate payment and reset terms, including (without limitation) fixed rate, adjustable rate, zero coupon, contingent, deferred, payment-in-kind and auction rate features.

Foreign Securities. The securities held by the underlying investment companies in which the Free Market International Equity Fund invests are generally traded or denominated in foreign currencies. In addition, many of the securities held by the underlying investment companies in which the Free Market Fixed Income Fund invests are traded or denominated in foreign currencies. Investments in securities of foreign entities and securities denominated or traded in foreign currencies involve special risks. These include possible political and economic instability and the possible imposition of exchange controls or other restrictions on investments. Changes in foreign currency rates relative to the U.S. dollar will affect the U.S. dollar value of an underlying investment company's assets denominated or quoted in currencies other than the U.S. dollar. Emerging market investments offer the potential for significant gains but also involve greater risks than investing in more developed countries. Political or economic instability, lack of market liquidity and government actions such as currency controls or seizure of private business or property may be more likely in emerging markets.

The underlying investment companies in which the Free Market International Equity Fund invests may purchase depositary receipts. Depositary receipts may be available through "sponsored" or "unsponsored" facilities. A sponsored facility is established jointly by the issuer of the security underlying the receipt and the depository, whereas an unsponsored facility is established by the depository without participation by the issuer of the underlying security. Holders of unsponsored depositary receipts generally bear all of the costs of the unsponsored facility. The depository of an unsponsored facility is frequently under no obligation to distribute shareholder communications received from the issuer of the deposited security or to pass through, to the holders of the receipts, voting rights with respect to the deposited securities. The depository of unsponsored depositary receipts may provide less information to receipt holders.

The underlying investment companies investing in stocks and other equity securities of issuers located in developed markets may invest in the following countries: Australia, Austria, Belgium, Bermuda, Canada, Denmark, Finland, France, Germany, Greece, Hong Kong, Ireland, Italy, Japan, Netherlands, New Zealand, Norway, Portugal, Singapore, Spain, Sweden, Switzerland, and the United Kingdom. The investment adviser(s) of the underlying investment companies may also invest from time to time in securities of issuers located in other developed countries, at their discretion.

The underlying investment companies investing in stocks and other equity securities of issuers located in emerging market countries may invest in the following countries: Brazil, Chile, China, Columbia, Czech Republic, Egypt, Hungary, India, Indonesia, Israel, Malaysia, Mexico, Peru, Philippines, Poland, Russia, South Africa, South Korea, Taiwan, Thailand, and Turkey. The investment adviser(s) of the underlying investment companies may also invest from time to time in securities of issuers located in other emerging market countries, at their discretion.

Mortgage-Backed Securities. The underlying investment companies in which the Free Market Fixed Income Fund invests may purchase mortgage-backed securities as part of their principal investment strategies. Mortgage-backed securities in which the underlying investment companies invest may be issued by private companies or by agencies of the U.S. Government. Mortgage-backed securities represent direct or indirect participation in, or are collateralized by and payable from, mortgage loans secured by real property.

Certain debt instruments may only pay principal at maturity or may only represent the right to receive payments of principal or payments of interest on underlying pools of mortgage or government securities, but not both. The value of these types of instruments may change more drastically than debt securities that pay both principal and interest during periods of changing interest rates. Principal only mortgage-backed securities are particularly subject to prepayment risk. An underlying investment company may obtain a below market yield or incur a loss on such instruments during periods of declining interest rates. Interest only instruments are particularly subject to extension risk, which is the risk that principal repayments will not occur as quickly as anticipated, causing the expected maturity of a security to increase and making its price more sensitive to rate changes and more volatile. Mortgage derivatives and structural securities often employ features that have the effect of leverage. As a result, small changes in interest or prepayment rates may cause large and sudden price movements, especially compared to an investment in a security that is not leveraged. Mortgage derivatives can also become illiquid and hard to value in declining markets. Mortgage-backed securities also include mortgage pass-through certificates and multiple-class pass-through certificates, such as collateralized mortgage obligations (CMOs) and real estate mortgage investment conduits (REMICs).

The market for mortgage related securities has previously experienced substantial, often dramatic volatility with lower valuations and greatly reduced liquidity. These instruments may be subject to liquidity constraints, price volatility, credit downgrades and unexpected increases in default rates, and therefore may be more difficult to value and more difficult to dispose of than previously. These events may have an adverse impact on the Funds to the extent underlying investment companies invest in mortgage-related or other fixed income securities or instruments affected by the volatility in the fixed income markets.

Securities Lending. The underlying investment companies of the Funds may seek to increase their income by lending portfolio securities to institutions, such as certain broker-dealers. Portfolio securities loans are secured continuously by collateral maintained on a current basis at an amount at least equal to the market value of the securities loaned. The value of the securities loaned by the underlying investment company will not exceed 33⅓% of the value of the investment company's total assets. The underlying investment company may experience a loss or delay in the recovery of its securities if the borrowing institution breaches its agreement with the investment company. Lending portfolio securities involves the risk of delay in receiving additional collateral if the value of the securities goes up while they are on loan.

Borrowing. The underlying investment companies of the Funds may borrow money for temporary or emergency (not leveraging) purposes. A Fund will not make any additional investments in an investment company while such investment company's borrowings exceed 5% of its total assets.

Temporary Investments. The Funds may depart from their principal investment strategies in response to adverse market, economic or political conditions by taking temporary defensive positions in cash or money market instruments. If a Fund were to take a temporary defensive position, it may be unable to achieve its investment objective.

Investment Risks

The following provides additional information about the risks of investing in the Funds:

Other Investment Companies. Each Fund's NAV will fluctuate due to business developments concerning a particular issuer or industry as well as general market and economic conditions affecting securities held by the particular underlying investment companies in which the Fund invests. Investment decisions by the investment advisers of the underlying investment companies in which the Funds invest are made independently of the Funds and the Adviser. Each Fund will be affected by the losses of its underlying investment companies and the risks involved in the investment practices of such investment companies. Neither the Funds nor the Adviser has any control over the risks taken by such investment companies. Some underlying investment companies may concentrate their investments in various industries or sectors and may invest in derivative securities, options or futures.

Small Company Securities. While the securities of small capitalization companies in which the Free Market U.S. Equity and Free Market International Equity Funds' underlying investment companies invest may offer greater opportunity for capital appreciation than larger companies, investment in such companies presents greater risks than investment in larger, more established companies. Historically, small capitalization stocks have been more volatile in price than larger capitalization stocks. Among the reasons for the greater price volatility of these securities are the lower degree of liquidity in the markets for such stocks, and the potentially greater sensitivity of such small companies to changes in or failure of management, and to many other changes in competitive, business, industry and economic conditions, including risks associated with limited product lines, markets, management depth, or financial resources. Besides exhibiting greater volatility, micro and small company stocks may, to a degree, fluctuate independently of larger company stocks. Small company stocks may decline in price as large company stocks rise, or rise in price as large company stocks decline. Additionally, while the markets in securities of small companies have grown rapidly in recent years, such securities may trade less frequently and in smaller volume than more widely held securities. The values of these securities may fluctuate more sharply than those of other securities, and the underlying investment companies in which the Funds invest may experience some difficulty in establishing or closing out positions in these securities at prevailing market prices. There may be less publicly available information about the issuers of these securities or less market interest in such securities than in the case of larger companies and it may take a longer period of time for the prices of such securities to reflect the full value of their issuers' underlying earnings potential or assets.

Stock Market. Underlying investment companies in which the Free Market U.S. Equity Fund and Free Market International Equity Fund may invest are subject to fluctuations in the stock markets, which have periods of increasing and decreasing values. Equity securities typically have greater volatility than fixed income securities.

Foreign Investing. Foreign securities in which the Free Market International Equity Fund and Free Market Fixed Income Fund's underlying investment companies may invest pose additional risks over U.S.-based securities for a number of reasons. Investments in foreign securities may adversely affect the value of an investment in certain underlying investment companies. Foreign economic, governmental, and political systems may be less favorable than those of the U.S. Foreign governments and may exercise greater control over their economies, industries, and citizens' rights. Specific risk factors related to foreign securities include: inflation, structure and regulation of financial markets, liquidity and volatility of investments, currency exchange rates and regulations, and accounting

standards. Foreign companies may also be subject to significantly higher levels of taxation than U.S. companies, including potentially confiscatory levels of taxation, thereby reducing their earnings potential, and amounts realized on foreign securities may be subject to high levels of foreign taxation and withholding. In addition, these underlying investment companies may incur higher costs and expenses when making foreign investments, which will affect the underlying investment companies' total return.

Currency Risk. With respect to investments in foreign securities by underlying investment companies in which the Free Market International Equity Fund and the Free Market Fixed Income Fund invest, exchange rates for currencies fluctuate daily. The combination of currency risk and market risk tends to make securities traded in foreign markets more volatile than securities traded exclusively in the U.S. Foreign securities are usually denominated in a foreign currency; therefore, changes in foreign currency exchange rates can affect the NAV of an underlying investment company. Diversification among foreign currencies will not protect the underlying investment companies against a general increase in the value of the U.S. dollar relative to other currencies.

Emerging Market Securities. Underlying investment companies in which the Free Market International Equity Fund invests may purchase the securities of issuers located in developing or emerging market countries. The risks of foreign investments are typically increased in less developed countries, which are sometimes referred to as emerging markets, because there is greater uncertainty in less established markets and economies. These risks include political, social or economic systems, smaller securities markets, lower trading volume, and substantial rates of inflation. To the extent an underlying investment company is invested in emerging market securities, it will be subject to higher risk than those investing in securities of developed market countries.

Interest Rate Risk. The underlying investment companies in which the Free Market Fixed Income Fund invests purchase fixed income securities as part of their Principal Investment Strategies. During periods of rising interest rates, an underlying investment company's yield and the market value of the investment company's fixed-income securities will tend to be lower than prevailing market interest rates. Periods of rising interest rates may result in decreased liquidity and increased volatility in the fixed income markets. In periods of falling interest rates, the underlying investment company's yield and the market value of the underlying investment company's fixed-income securities generally will tend to be higher than prevailing market interest rates. Prices of longer-term fixed income securities are typically more sensitive to changes in interest rates than prices of shorter-term fixed-income securities.

Cash Flow Risk. The underlying investment companies in which the Free Market Fixed Income Fund invests purchase fixed income securities as part of their Principal Investment Strategies. Payment of principal on the mortgages or other assets underlying a particular fixed income security in which an underlying investment company invests may be faster or slower than estimated. Interest only instrument are particularly subject to extension risk, which is the risk that principal repayment will not occur as quickly as anticipated, causing the expected maturity of a security to increase and making its price more sensitive to rate change and more volatile. When interest rates decline, borrowers may pay off their mortgages or other loans sooner than expected and will typically shorten the average life of these instruments. This is known as prepayment risk.

Credit/Default Risk. The underlying investment companies in which the Free Market Fixed Income Fund invests purchase fixed income securities as part of their Principal Investment Strategies. The credit rating of an issuer or guarantor of a security in which an underlying investment company invests may be lowered or an issuer or guarantor of a security or the counterparty to a derivatives contract or a repurchase agreement may default on its payment obligations.

U.S. Government Securities Risk. Although a Fund's investments in U.S. Government securities are considered to be among the safest investments, they are not guaranteed against price movements due to changing interest rates. Obligations issued by certain U.S. Government agencies, authorities, instrumentalities or sponsored enterprises, such as the Government National Mortgage Association, are backed by the full faith and credit of the U.S. Treasury, while obligations issued by others, such as the Federal National Mortgage Association ("Fannie Mae"), the Federal Home Loan Mortgage Corporation ("Freddie Mac") and Federal Home Loan Banks, are backed solely by the ability

of the entity to borrow from the U.S. Treasury or by the entity's own resources. No assurance can be given that the U.S. Government would provide financial support to U.S. Government agencies, authorities, instrumentalities or sponsored enterprises if it is not obligated to do so by law.

In September 2008, the U.S. Treasury Department and the Federal Housing Finance Agency ("FHFA") announced that Fannie Mae and Freddie Mac would be placed in conservatorship under the FHFA. On June 16, 2010, FHFA ordered Fannie Mae's and Freddie Mac's stock de-listed from the New York Stock Exchange after the price of common stock in Fannie Mae fell below the New York Stock Exchange's minimum average closing price of \$1 for more than 30 days. The long-term effect that this conservatorship will have on Fannie Mae and Freddie Mac's debt and equity and on securities guaranteed by Fannie Mae and Freddie Mac is unclear.

Derivatives Risk. The underlying investment companies of each Fund may utilize derivatives as part of their principal investment strategies. Loss may result from an underlying investment company's investments in futures, swaps, options and other derivative instruments. These instruments may be leveraged so that small changes in value may produce disproportionate losses to the underlying investment company. Using derivative instruments may involve risks different from, or possibly greater than, the risks associated with investing directly in securities and other traditional investments. An underlying investment company's investment in a derivative instrument could lose more than the principal amount invested. Also, suitable derivative transactions may not be available in all circumstances and there can be no assurance that the underlying investment company will engage in these transactions to reduce exposure to other risks when they would be beneficial. Pursuant to the Investment Company Act of 1940 and its rules and SEC interpretations thereunder, the registered investment companies in which the Funds invest are required to segregate cash or liquid securities or otherwise "cover" their positions in certain derivatives.

Non-diversified Investments. The performance of large positions in certain equity or fixed income securities may significantly impact the performance of an underlying investment company of a Fund, resulting in greater volatility.

Concentration. Concentration of investments within one industry or market sector may subject an underlying investment company to greater market fluctuations. The Funds will not knowingly concentrate their investments, directly or indirectly, in any industry.

Disclosure of Portfolio Holdings

A description of the Company's policies and procedures with respect to the disclosure of the Funds' portfolio securities is available in the SAI. The SAI is incorporated herein.

Broad-Based and Composite Indices

Each Fund intends to evaluate its performance as compared to that of a broad-based index and a Composite Index. The information below reflects the most current information available to the Company as of the date of this Prospectus:

Free Market U.S. Equity Fund. The broad-based index is the Russell 2500® Index. The Composite Index is comprised of the S&P 500® Index, Russell 1000® Value Index, Russell 2000® Index and Russell 2000® Value Index, each weighted 25%, 25%, 25% and 25%, respectively. The following is a description of the broad-based index and each index comprising the Composite Index:

The Russell 2500® Index consists of the small- to mid-cap segment of the U.S. equity universe, commonly referred to as "smid" cap. The Russell 2500® Index is constructed to provide a comprehensive and unbiased barometer for the small to mid-cap segment and is completely reconstituted annually to ensure larger stocks do not distort the performance and characteristics of the Index. The Russell 2500® Index includes the smallest 2,500 securities in the Russell 3000® Index. The Russell 3000® Index is made up of 3,000 of the biggest U.S. stocks. As

of December 31, 2014, the median market capitalization of the companies in the Russell 2500® Index was \$1.087 billion and the largest stock was \$13.862 billion.

The S&P 500® Index consists of 500 stocks chosen for market size, liquidity and industry grouping, among other factors. The S&P 500® Index is designed to be a leading indicator of U.S. equities and is meant to reflect the risk/return characteristics of the large-cap universe. The S&P 500® Index is a market-value weighted index and each stock's weight in the index is proportionate to its market value.

The Russell 1000® Value Index consists of the large-cap value segment of the U.S. equity universe. The Russell 1000® Value Index is constructed to provide a comprehensive and unbiased barometer of the large-cap value market.

The Russell 2000® Index consists of the small-cap segment of the U.S. equity universe. The Russell 2000® Index is constructed to provide a comprehensive and unbiased small-cap barometer and is completely reconstituted annually to ensure larger stocks do not distort the performance and characteristics of the Index. The Russell 2000® Index includes the smallest 2000 securities in the Russell 3000® Index.

The Russell 2000® Value Index consists of the small-cap value segment of the U.S. equity universe. The Russell 2000® Value Index is constructed to provide a comprehensive and unbiased barometer of the small-cap value market.

Free Market International Equity Fund. The broad-based index is the MSCI World (excluding U.S.) Index. The Composite Index is comprised of the MSCI EAFE Index, MSCI EAFE Value Index, MSCI EAFE Small Company Index, and MSCI Emerging Markets Free Index, each weighted 25%, 25%, 25% and 25%, respectively. The following is a description of the broad-based index and each index comprising the Composite Index:

The MSCI World (excluding U.S.) Index is a stock market index of 'world' stocks maintained by Morgan Stanley Capital International ("MSCI"). The index includes a selection of stocks of developed markets, as defined by MSCI. This index contains securities from the following countries: Australia, Austria, Belgium, Canada, Denmark, Finland, France, Germany, Greece, Hong Kong, Ireland, Israel, Italy, Japan, Netherlands, New Zealand, Norway, Singapore, South Africa, Spain, Sweden, Switzerland and United Kingdom. As of December 31, 2014, the median capitalization of the MSCI World (excluding U.S.) Index was \$8.936 billion and the weighted average market capitalization was \$59.535 billion.

The MSCI Europe, Australasia, and Far East ("EAFE") Index is a stock market index of foreign stocks that covers 85% of the equity market of the following developed countries: Australia, Austria, Belgium, Denmark, Finland, France, Germany, Greece, Hong Kong, Ireland, Israel, Italy, Japan, Netherlands, New Zealand, Norway, Portugal, Singapore, Spain, Sweden, Switzerland and United Kingdom.

The MSCI EAFE Value Index is a subset of the EAFE Index and includes securities from Europe, Australasia (Australia and Asia) and the Far East. The Index generally represents approximately 50% of the market capitalization of the EAFE Index and consists of those securities classified by MSCI as most representing the value style.

The MSCI EAFE Small Cap Index targets 40% of the eligible small cap universe within each industry group, within each country. MSCI defines the small cap universe as all listed securities that have a market capitalization in the range of \$200 million to \$1.5 billion. The small cap segment covers the 85% – 99% range of each market's free float-adjusted market capitalization.

The MSCI Emerging Markets Free Index is designed to measure equity market performance in global emerging markets. The Index contains securities from the following emerging market countries: Brazil, Chile, China, Colombia, Czech Republic, Egypt, Hungary, India, Indonesia, Korea, Malaysia, Mexico, Morocco, Peru, Philippines, Poland, Russia, South Africa, Taiwan, Thailand and Turkey.

Free Market Fixed Income Fund. The broad-based index is the CitiGroup World Government Bond Index 1-5 Year Currency Hedged U.S. Dollar Index. The Composite Index is comprised of the Three-Month Treasury Bill Index, Barclays Capital Intermediate Government Bond Index, Merrill Lynch 1-3 Year US Government/Corporate Index and Barclays Capital Aggregate Bond Index, each weighted 25%, 25%, 25% and 25%, respectively. The following is a description of the broad-based index and each index comprising the Composite Index:

CitiGroup World Government Bond Index 1-5 Year Currency Hedged U.S. Dollar Index includes the most significant and liquid government bond markets globally that carry at least an investment grade rating. Currently, this includes the 23 government bond markets of Australia, Austria, Belgium, Canada, Denmark, Finland, France, Germany, Ireland, Italy, Japan, Malaysia, Mexico, the Netherlands, Norway, Poland, Portugal, Singapore, Spain, Sweden, Switzerland, the United Kingdom, and the United States.

Three Month Treasury-Bill Index consists of three-month Treasury bills purchased at the beginning of each of three consecutive months. As each bill matures, all proceeds are rolled over or reinvested in a new three-month bill. The income used to calculate the monthly return is derived by subtracting the original amount invested from the maturity value. The index is rebalanced monthly by market capitalization.

Barclays Capital Intermediate Government Bond Index is a weighted index of U.S. government and government agency securities (other than mortgage securities) with maturities of one year or more.

Merrill Lynch 1-3 Year U.S. Government/Corporate Index is an unmanaged index of short-term U.S. government securities and short-term domestic investment-grade corporate bonds with maturities between 1 and 2.99 years.

Barclays Capital Aggregate Bond Index is a market capitalization-weighted index, meaning the securities in the index are weighted according to the market size of each bond type. Most U.S. traded investment grade bonds are represented. Municipal bonds and Treasury Inflation-Protected securities are excluded. The Index includes Treasury securities, Government agency bonds, mortgage-backed bonds, corporate bonds, and a small amount of foreign bonds traded in the U.S. The Barclays Capital Aggregate Bond Index is an intermediate term index. The average maturity is 7.91 years as of November 30, 2015.

Credit Ratings

Corporate debt obligations and dollar-denominated obligations of foreign issuers issued in the U.S. in which the underlying investment companies of the Free Market Fixed Income Fund may invest will be (i) rated Aa3 or better by Moody's, or AA- or better by S&P, or AA- or better by Fitch; or (ii) if there is no rating for the debt security, (ii) determined by the investment adviser(s) to the underlying investment companies to be of comparable quality to equivalent issues of the same issuer rated at least AA- or Aa3.

MANAGEMENT OF THE FUNDS

Investment Adviser

Matson Money, Inc. (“Matson Money” or the “Adviser”) is located at 5955 Deerfield Blvd., Mason, OH 45040. Matson Money was founded in 1991 and provides advisory services to individuals, trusts, corporations, non-profit organizations, retirement plans and foundations. Mark E. Matson, President, Chief Financial Officer and a Director of Matson Money, owns approximately 90% of Matson Money’s outstanding voting securities. Matson Money had approximately \$6.25 billion in assets under management as of November 30, 2015.

Subject to the general supervision of the Company’s Board of Directors, Matson Money manages the Funds’ portfolios and is responsible for the selection and management of all investments of the Funds in accordance with the Funds’ respective investment objectives and policies.

Portfolio Managers

A team of portfolio managers, led by Kenneth E. Gatliff, is responsible for the day-to-day operation of the Funds. Mark E. Matson and Steven B. Miller assist Mr. Gatliff in managing the assets of the Funds.

Mark E. Matson, Chief Executive Officer and Director of the Adviser, founded the Adviser in 1991 and serves as head portfolio manager at the Adviser.

Steven B. Miller, President of Operations and Portfolio Manager of the Adviser, has been employed by the Adviser since April 2004 as a portfolio manager and then as Vice President of Operations. Prior thereto, he was a senior financial analyst with F+W Publications Inc. from November 2002 to April 2004, and a financial analyst with Midland Enterprises, Inc. from April 2002 to November 2002.

Kenneth E. Gatliff, Portfolio Manager of the Adviser, has been employed by the Adviser since April 2007 as an Investment Services Coordinator, then as an Assistant Portfolio Manager from June 2008 to February 2014. He is responsible for research, portfolio design, and management of the Funds.

Management Fees

Pursuant to an investment advisory agreement with the Company, the Adviser is entitled to an advisory fee at the annual rate of 0.50% of the first \$1 billion of each Fund’s average daily net assets, 0.49% of each Fund’s average daily net assets over \$1 billion to \$5 billion and 0.47% of each Fund’s average daily net assets over \$5 billion, computed daily and payable monthly. For the fiscal year ended August 31, 2015, the Free Market U.S. Equity Fund paid 0.49%, and the Free Market International Equity Fund and Free Market Fixed Income Fund each paid 0.50% (expressed as a percentage of average net assets) to Matson Money for its services. The Adviser has voluntarily agreed to waive its advisory fee and/or reimburse expenses in order to limit Total Annual Fund Operating Expenses to 1.13%, 1.35% and 1.00% of the average daily net assets of the Free Market U.S. Equity Fund, Free Market International Equity Fund and Free Market Fixed Income Fund, respectively. The Adviser may not recoup waived advisory fees or reimbursed expenses. The Adviser may discontinue these arrangements at any time. A discussion regarding the basis for Board of Directors’ approving the investment advisory agreement with respect to the Funds is available in the Funds’ annual report to shareholders dated August 31, 2015.

SHAREHOLDER INFORMATION

Pricing of Fund Shares

The Funds' shares ("Shares") are priced at their net asset value ("NAV"). The NAV per Share of each Fund is calculated as follows:

$$\text{NAV} = \frac{\text{Value of Assets Attributable to the Fund's Shares} - \text{Value of Liabilities Attributable to the Fund's Shares}}{\text{Number of Outstanding Shares of the Fund}}$$

Each Fund's NAV is calculated once daily at the close of regular trading hours on the NYSE (generally 4:00 p.m. Eastern time) on each day the NYSE is open. The NYSE is generally open Monday through Friday, except national holidays. The Funds will effect purchases and redemptions of Shares at the NAV next calculated after receipt by the Fund's Transfer Agent of your purchase order or redemption request in good order (as described below). If a Fund holds securities that are primarily listed on non-U.S. exchanges, the NAV of the Fund's Shares may change on days when shareholders will not be able to purchase or redeem the Fund's Shares.

Investments in underlying open-end investment companies are valued based on the NAV of those investment companies at the close of business that day. Investments in ETFs and closed-end funds will be valued at their market price. A Fund's direct investments in equity securities listed on any national or foreign exchange will be valued at the last sale price for all exchanges, except the National Association of Securities Dealers Automatic Quotation System ("NASDAQ"). Equity securities listed on NASDAQ will be valued at the official closing price for NASDAQ. Direct investments in equity securities traded in the over-the-counter market are valued at their closing prices. If there were no transactions on that day, securities traded principally on an exchange or on NASDAQ will be valued at the mean of the last bid and ask prices prior to the market close. A Fund's direct investments in fixed income securities having a remaining maturity of 60 days or less are valued at amortized cost, which approximates market value. Direct investments in fixed income securities having a remaining maturity of greater than 60 days are valued using an independent pricing service. Direct investments in foreign securities, currencies and other securities denominated in foreign currencies are translated into U.S. dollars at the exchange rate of such currencies against the U.S. dollar provided by a pricing service. All assets denominated in foreign currencies will be converted into U.S. dollars at the exchange rates in effect at the time of valuation. If a Fund holds foreign securities, the calculation of the Fund's NAV will not occur at the same time as the determination of the value of the foreign equity securities in the Fund's portfolio, since these securities are traded on foreign exchanges.

If market quotations are unavailable or deemed unreliable by the Funds' administrator, in consultation with the Adviser, the Fund's investments will be valued by the Adviser in accordance with procedures adopted by the Company's Board of Directors and under the Board of Directors ultimate supervision. In addition, the prices of foreign securities may be affected by events that occur after the close of a foreign market but before a Fund prices its shares. In such instances, a foreign security may be fair valued in accordance with procedures adopted by the Company's Board of Directors. The use of a pricing service and fair valuation involves the risk that the values used by a Fund to price its investments may be higher or lower than the values used by other mutual funds and investors to price the same investments.

Market Timing

In accordance with the policy adopted by its Board of Directors, the Company discourages and does not accommodate market timing and other excessive trading practices. Purchases should be made with a view to longer-term investment only. Excessive short-term (market timing) trading practices may disrupt Fund management strategies, increase brokerage and administrative costs, harm Fund performance and result in dilution in the value of Fund Shares held by long-term shareholders. The Company and the Adviser reserve the right to (i) reject a purchase or exchange order, (ii) delay payment of immediate cash redemption proceeds for up to seven calendar days, (iii) revoke a shareholder's privilege to purchase Fund Shares (including exchanges), or (iv) limit the amount

of any exchange involving the purchase of Fund Shares. An investor may receive notice that their purchase order or exchange has been rejected after the day the order is placed or after acceptance by a financial intermediary. It is currently expected that a shareholder would receive notice that its purchase order or exchange has been rejected within 48 hours after such purchase order or exchange has been received by the Company in good order. The Company and the Adviser will not be liable for any loss resulting from rejected purchase orders. To minimize harm to the Company and its shareholders (or the Adviser), the Company (or the Adviser) will exercise their right if, in the Company's (or the Adviser's) judgment, an investor has a history of excessive trading or if an investor's trading, in the judgment of the Company or the Adviser, has been or may be disruptive to a Fund. No waivers of the provisions of the policy established to detect and deter market timing and other excessive trading activity are permitted that would harm a Fund and its shareholders or would subordinate the interests of a Fund and its shareholders to those of the Adviser or any affiliated person or associated person of the Adviser.

Pursuant to the policy adopted by the Board of Directors, the Adviser has developed criteria that it uses to identify trading activity that may be excessive. If, in its judgment, the Adviser detects excessive, short-term trading, the Adviser may reject or restrict a purchase request and may further seek to close an investor's account with a Fund.

There is no assurance that the Funds will be able to identify market timing, particularly if shareholders invest through intermediaries.

If necessary, the Company may prohibit additional purchases of Fund shares by a financial intermediary or by certain customers of the financial intermediary. Financial intermediaries may also monitor their customers' trading activities in the Funds. The criteria used by intermediaries to monitor for excessive trading may differ from the criteria used by the Company. If a financial intermediary fails to enforce the Company's excessive trading policies, the Company may take certain actions, including terminating the relationship.

Purchase of Fund Shares

General. Shares of the Funds are offered continuously for sale at NAV by Foreside Funds Distributors LLC (the "Underwriter"). You can only purchase Shares through the means described below. The Funds have no minimum initial investment or minimum subsequent investment.

Purchases Through Intermediaries. The Funds are exclusively available to clients or customers of service organizations approved by the Adviser, including certain brokerage firms, investment advisers, financial institutions and other industry professionals ("Service Organizations"). Only persons or entities having relationships with these Service Organizations may invest in the Funds. If a shareholder terminates his or her relationship with a Service Organization, the shareholder will not be permitted to purchase additional Fund Shares except for Shares purchased as a result of the reinvestment of dividends and distributions. Service Organizations may impose transaction or administrative charges or other direct fees, which would not be imposed if shares of the Fund were purchased directly from the Company. Therefore, investors should contact the Service Organization acting on their behalf concerning the fees, if any, charged in connection with a purchase or redemption of shares of the Funds and should read this Prospectus in light of the terms governing their accounts with the Service Organization. Service Organizations may impose minimum initial and minimum subsequent investment requirements with respect to their clients' or customers' investments in the Funds and will be responsible for promptly transmitting client or customer purchase and redemption orders to the Company in accordance with their agreements with the Company and with clients and customers. A Service Organization or, if applicable, its designee that has entered into such an agreement with the Company or its agent may enter confirmed purchase orders on behalf of clients and customers, with payment to follow no later than the Fund's pricing on the following business day. If payment is not received by such time, the Service Organization could be held liable for resulting fees or losses.

Good Order. The Company will be deemed to have received a purchase or redemption order when a Service Organization, or if applicable, its authorized designee, accepts a purchase or redemption order in good order. Orders received by a Service Organization in good order will be executed at the Fund's next determined NAV after they are accepted by the Service Organization or its authorized designee.

Retirement Plans. Shares of a Fund may be purchased in connection with various retirement plans, including Individual Retirement Accounts (“IRAs”), section 403(b) plans and retirement plans for self-employed individuals, partnerships and corporations and their employees. Detailed information concerning retirement plans is available from your Service Organization. A \$20.00 retirement custodial maintenance fee is charged per IRA account per year. For further information as to applications and annual fees, contact your Service Organization. To determine whether the benefits of an IRA are available and/or appropriate, you should consult with a tax advisor.

Other Purchase Information: The Company reserves the right, in its sole discretion, to suspend the offering of Shares or to reject purchase orders when, in the judgment of management, such suspension or rejection is in the best interests of a Fund. The Adviser will monitor each Fund’s total assets and may decide to close any of the Funds at any time to new investments or to new accounts due to concerns that a significant increase in the size of a Fund may adversely affect the implementation of the Fund’s strategy. Subject to the Board of Directors’ discretion, the Adviser may also choose to reopen a Fund to new investments at any time and may subsequently close the Fund again should concerns regarding the Fund’s size recur. If a Fund closes to new investments, the Fund would be offered only to certain existing shareholders of the Fund and certain other persons, who are generally subject to cumulative, maximum purchase amounts, as follows:

- a. persons who already hold Shares of the closed Fund directly or through accounts maintained by brokers by arrangement with the Company,
- b. existing and future clients of financial advisers and planners whose clients already hold Shares of the closed Fund,
- c. employees of the Adviser and their spouses, parents and children, and
- d. directors of the Company.

Other persons who are shareholders of the other Free Market Funds are not permitted to acquire Shares of the closed Fund by exchange. Distributions to all shareholders of a closed Fund will continue to be reinvested unless a shareholder elects otherwise. The Adviser, subject to the Board of Directors’ discretion, reserves the right to implement other purchases limitations at the time of closing, including limitations on current shareholders.

Customer Identification Program: Federal law requires the Company to obtain, verify and record identifying information, which may include the name, residential or business street address, date of birth (for an individual), social security or taxpayer identification number or other identifying information for each investor who opens or reopens an account with the Company. Applications without the required information, or without any indication that a social security or taxpayer identification number has been applied for, may not be accepted. After acceptance, to the extent permitted by applicable law or its customer identification program, the Company reserves the right (a) to place limits on transactions in any account until the identity of the investor is verified; or (b) to refuse an investment in a Fund or to involuntarily redeem an investor’s Shares and close an account in the event that an investor’s identity is not verified. The Company and its agents will not be responsible for any loss in an investor’s account resulting from the investor’s delay in providing all required identifying information or from closing an account and redeeming an investor’s Shares when an investor’s identity cannot be verified.

Redemption of Fund Shares

General: You may submit redemption requests to your Service Organization in person or by telephone, mail or wire. Redemption requests are effected at the NAV next calculated after receipt of the redemption request by your Service Organization in proper form and transmission of the request to the Transfer Agent. The Fund’s NAV is calculated once daily at the close of regular trading hours on the NYSE (generally 4:00 p.m. Eastern time) on each day the NYSE is open. You can only redeem Shares of a Fund on days the NYSE is open. Your Service Organization may refuse a telephone redemption request if it believes it is advisable to do so. You will bear the risk of loss from fraudulent or unauthorized instructions received over the telephone provided your Service Organization reasonably

believes that the instructions are genuine. Shareholders requesting redemptions by wire are charged a transaction fee of \$7.50.

Telephone Redemptions: During periods of dramatic economic or market changes, you may experience difficulty in implementing a telephone redemption with your Service Organization because of increased telephone volume.

Involuntary Redemption: Each Fund reserves the right to redeem a shareholder's account in the Fund at any time the value of the account falls below \$500 as the result of a redemption or an exchange request. Shareholders will be notified in writing that the value of their account in a Fund is less than \$500 and will be allowed 30 days to make additional investments before the redemption is processed.

Each Fund may assert the right to redeem your shares at current NAV at any time and without prior notice if, and to the extent that, such redemption is necessary to reimburse the Fund for any loss sustained by reason of your failure to make full payment for shares of the Fund you previously purchased or subscribed for.

Other Redemption Information: Redemption proceeds for Shares of a Fund recently purchased by check may not be distributed until payment for the purchase has been collected, which may take up to fifteen days from the purchase date. Shareholders can avoid this delay by purchasing shares electronically through a wire transfer.

Other than as described above, payment of the redemption proceeds will be made within seven days after receipt of an order for a redemption. The Company may suspend the right of redemption or postpone the date at times when the NYSE is closed or under any emergency circumstances as determined by the SEC. If the Board of Directors determines that it would be detrimental to the best interests of the remaining shareholders of a Fund to make payment wholly or partly in cash, redemption proceeds may be paid in whole or in part by an in-kind distribution of readily marketable securities held by the Fund instead of cash in conformity with applicable rules of the SEC. If a shareholder receives redemption proceeds in-kind, the shareholders will bear the market risk of the securities received in the redemption until their disposition and should expect to incur transaction costs upon the disposition of the securities. The Company has elected, however, to be governed by Rule 18f-1 under the Investment Company Act of 1940, so that a Fund is obligated to redeem its Shares solely in cash up to the lesser of \$250,000 or 1% of the Fund's NAV during any 90-day period for any one shareholder of the Fund.

Good Order: A redemption request is considered to be in good order when all necessary information is provided and all required documents are properly completed, signed and delivered. Redemption requests not in good order may be delayed.

Exchange Privilege

The exchange privilege is available to shareholders residing in any state in which the Shares being acquired may be legally sold. A shareholder may exchange Shares of any Free Market Fund for Shares of another Free Market Fund up to six (6) times per year (one exchange per calendar month). Such an exchange will be effected at the NAV of the exchanged Shares and the NAV of the Shares to be acquired next determined after a Service Organization's receipt of a request for an exchange. An exchange of Shares will be treated as a sale for federal income tax purposes. A shareholder may make an exchange, if authorized, by telephone. Defined contribution plans and IRA accounts are not subject to the above exchange limitations.

If the exchanging shareholder does not currently own Shares of the Fund, a new account will be established with the same registration, dividend and capital gain options as the account from which Shares are exchanged, unless otherwise specified in writing by the shareholder. The exchange privilege may be modified or terminated at any time, or from time to time, by the Funds, upon 60 days' written notice to shareholders. If a shareholder wants to exchange Shares into a new account in a Fund, the dollar value of the Shares acquired must equal or exceed the Fund's minimum investment requirement for a new account. If a shareholder wants to exchange Shares into an existing account, the dollar value of the shares must equal or exceed the Fund's minimum investment requirement

for additional investments. If an amount remains in the Fund from which the exchange is being made that is below the minimum account value required, the account will be subject to involuntary redemption.

The Funds' exchange privilege is not intended to afford shareholders a way to speculate on short-term movements in the market. Accordingly, in order to prevent excessive use of the exchange privilege, which may potentially disrupt the management of the Funds and increase transaction costs, the Funds have established a policy of limiting excessive exchange activity. Shareholders are entitled to six (6) exchange redemptions (one exchange per calendar month) from each Fund during any twelve-month period. Notwithstanding these limitations, the Funds reserve the right to reject any purchase request that is deemed to be disruptive to efficient portfolio management.

Dividends and Distributions

Each Fund will distribute substantially all of its net investment income and net realized capital gains, if any, to its shareholders. All distributions are reinvested in the form of additional full and fractional Shares of the Fund unless a shareholder elects otherwise.

The Free Market U.S. Equity Fund and the Free Market International Equity Fund will declare and pay dividends from net investment income annually. The Free Market Fixed Income Fund will declare and pay dividends from net investment income quarterly. Net realized capital gains (including net short-term capital gains), if any, will be distributed by the Funds at least annually.

Taxes

The following is a summary of certain United States tax considerations relevant under current law, which may be subject to change in the future. Except where otherwise indicated, the summary assumes you are a U.S. citizen or resident or otherwise subject to U.S. federal income tax. Potential investors should consult their tax advisers for further information regarding federal, state, local and/or foreign tax consequences relevant to their specific situations.

Each Fund contemplates declaring as dividends each year all or substantially all of its taxable income, including its net capital gain (the excess of net long-term capital gain over net short-term capital loss). Distributions attributable to the net capital gain of a Fund (including distributions attributable to net capital gains of underlying investment companies) will be taxable to you as long-term capital gain, regardless of how long you have held your Shares. The maximum long-term capital gain rate applicable to individuals, estates, and trusts is 23.8% (which includes a 3.8% Medicare tax). Other Fund distributions will generally be taxable as ordinary income, except as discussed below. A portion of those distributions, however, may be treated as "qualified dividend income" taxable to non-corporate U.S. shareholders at long-term capital gain rates, as long as certain requirements are met. A distribution is treated as qualified dividend income to the extent a Fund or an underlying investment company receives dividend income from taxable domestic corporations and certain qualified foreign corporations, provided that the holding period and other requirements are met by the Fund, the underlying investment company and the shareholder. Additionally, a portion of the distributions paid by a Fund may be eligible for the dividends-received deduction for corporate shareholders. Except as otherwise discussed below, you will be subject to federal income tax on Fund distributions regardless of whether they are paid in cash or reinvested in additional Shares. You will be notified annually of the tax status of distributions to you.

Distributions from a Fund will generally be taxable to you in the taxable year in which they are paid, with one exception. Distributions declared by a Fund in October, November or December and paid in January of the following year are taxed as though they were paid on December 31.

It is expected that the underlying funds of the Free Market International Equity Fund will be subject to foreign withholding or other foreign income taxes with respect to dividends or interest received from (and, in some cases, gains recognized on shares of stock of) non-U.S. companies. These underlying funds and the Free Market International Equity Fund may, to the extent eligible, make an election to treat a proportionate amount of those taxes as constituting a distribution to each shareholder, which would allow you either (1) to credit that proportionate

amount of taxes against U.S. federal income tax liability as a foreign tax credit, subject to applicable limitations, or (2) to take that amount as an itemized deduction.

You should note that if you purchase Shares just before a distribution, the purchase price will reflect the amount of the upcoming distribution, but you will be taxed on the entire amount of the distribution received, even though, as an economic matter, the distribution simply constitutes a return of a portion of your purchase price. This is known as “buying into a dividend.”

You will generally recognize taxable gain or loss for federal income tax purposes on a sale, exchange or redemption of your Shares, based on the difference, if any, between your tax basis in the Shares and the amount you receive for them. This gain or loss will generally be capital gain or loss if you hold your Fund Shares as capital assets and will be long-term if you held your Shares for more than twelve months at the time you dispose of them. Additionally, any loss realized on a disposition of Shares of a Fund may be disallowed under “wash sale” rules to the extent the Shares disposed of are replaced with other shares of the same Fund within a period of 61 days beginning 30 days before and ending 30 days after the Shares are disposed of, such as pursuant to a dividend reinvestment in Shares of the Fund. If disallowed, the loss will be reflected in an upward adjustment to the basis of the Shares acquired.

Any loss realized on Shares held for six months or less will be treated as a long-term capital loss to the extent of any capital gain dividends that were received on the Shares.

For Shares acquired on or after January 1, 2012, the Funds (or relevant broker or financial adviser) are required to compute and report to the Internal Revenue Service (“IRS”) and furnish to Fund shareholders cost basis information when such Shares are sold or exchanged. The Funds have elected to use the average cost method, unless you instruct the Funds to use a different IRS-accepted cost basis method, or choose to specifically identify your Shares at the time of each sale or exchange. If your account is held by your broker or other financial adviser, they may select a different cost basis method. In these cases, please contact your broker or other financial adviser to obtain information with respect to the available methods and elections for your account. You should carefully review the cost basis information provided by the Funds and make any additional basis, holding period or other adjustments that are required when reporting these amounts on your federal and state income tax returns. Fund shareholders should consult with their tax advisers to determine the best IRS-accepted cost basis method for their tax situation and to obtain more information about how the cost basis reporting requirements apply to them.

IRAs and Other Tax-Qualified Plans: One major exception to the preceding tax principles is that distributions on, and sales, exchanges and redemptions of, shares held in an IRA (or other tax-qualified plan) will not be currently taxable unless such Shares were acquired with borrowed funds.

The Funds may be required in certain cases to withhold and remit to the IRS a percentage of taxable dividends or gross proceeds realized upon sale payable to shareholders who have failed to provide a correct tax identification number in the manner required, or who are subject to withholding by the IRS for failure to properly include on their return payments of taxable interest or dividends, or who have failed to certify to the Fund that they are not subject to backup withholding when required to do so or that they are “exempt recipients.” The current backup withholding rate is 28%.

U.S. Tax Treatment of Foreign Shareholders: Generally, nonresident aliens, foreign corporations and other foreign investors are subject to a 30% withholding tax on dividends paid by a U.S. corporation, although the rate may be reduced for an investor that is a qualified resident of a foreign country with an applicable tax treaty with the United States. In the case of regulated investment companies such as the Funds, however, certain categories of dividends are exempt from the 30% withholding tax. These generally include dividends attributable to the Funds’ net capital gains (the excess of net long-term capital gains over net short-term capital loss) and dividends attributable to the Funds’ interest income from U.S. obligors and dividends attributable to net short-term capital gains of the Funds.

Foreign shareholders will generally not be subject to U.S. tax on gains realized on the sale, exchange or redemption of Shares in the Funds, except that a nonresident alien individual who is present in the United States for 183 days or more in a calendar year will be taxable on such gains and on capital gain dividends from the Funds.

In contrast, if a foreign investor conducts a trade or business in the United States and the investment in a Fund is effectively connected with that trade or business, then the foreign investor's income from the Funds will generally be subject to U.S. federal income tax at graduated rates in a manner similar to the income of a U.S. citizen or resident.

The Funds will also generally be required to withhold 30% tax on certain payments to foreign entities that do not provide a Form W-8BEN-E that evidences their compliance with, or exemption from, specified information reporting requirements under the Foreign Account Tax Compliance Act.

All foreign investors should consult their own tax advisers regarding the tax consequences in their country of residence of an investment in the Funds.

State and Local Taxes: Shareholders may also be subject to state and local taxes on income and gain from Fund Shares. Shareholders should consult their advisers regarding the tax status of distributions in their state and locality.

More information about taxes is contained in the Funds' SAI.

NO PERSON HAS BEEN AUTHORIZED TO GIVE ANY INFORMATION OR MAKE ANY REPRESENTATIONS NOT CONTAINED IN THIS PROSPECTUS OR IN THE FUNDS' SAI INCORPORATED HEREIN BY REFERENCE, IN CONNECTION WITH THE OFFERING MADE BY THIS PROSPECTUS AND, IF GIVEN OR MADE, SUCH REPRESENTATIONS MUST NOT BE RELIED UPON AS HAVING BEEN AUTHORIZED BY THE COMPANY OR ITS DISTRIBUTOR. THIS PROSPECTUS DOES NOT CONSTITUTE AN OFFERING BY THE COMPANY OR BY THE DISTRIBUTOR IN ANY JURISDICTION IN WHICH SUCH OFFERING MAY NOT LAWFULLY BE MADE.

FINANCIAL HIGHLIGHTS

The financial highlights tables are intended to help you understand each Fund's financial performance for the periods indicated. Certain information reflects financial results for a single Fund share. The total returns in the tables represent the rate that an investor would have earned (or lost) on an investment in each Fund (assuming reinvestment of all dividends and distributions). This information has been audited by PricewaterhouseCoopers LLP, the Funds' independent registered public accounting firm. This information should be read in conjunction with the Funds' financial statements which, together, with the report of the independent registered public accounting firm, are included in the Fund's annual report, which is available upon request (see back cover for ordering instructions).

FREE MARKET U.S. EQUITY FUND

	For the Year Ended August 31, 2015	For the Year Ended August 31, 2014	For the Year Ended August 31, 2013	For the Year Ended August 31, 2012	For the Year Ended August 31, 2011
Per Share Operating Performance					
Net asset value, beginning					
of period	\$ 17.37	\$ 14.66	\$ 11.70	\$ 10.33	\$ 8.65
Net investment income ⁽¹⁾	0.13	0.09	0.12	0.08	0.06
Net realized and unrealized gain/(loss) on investments . . .	(0.71)	3.18	3.07	1.43	1.68
Net increase/(decrease) in net assets resulting from operations	(0.58)	3.27	3.19	1.51	1.74
Dividends and distributions to shareholders from:					
Net investment income	(0.11)	(0.10)	(0.15)	(0.06)	(0.06)
Net realized capital gains	(0.60)	(0.46)	(0.08)	(0.08)	— ⁽²⁾
Total dividends and distributions to shareholders	(0.71)	(0.56)	(0.23)	(0.14)	(0.06)
Net asset value, end of year	\$ 16.08	\$ 17.37	\$ 14.66	\$ 11.70	\$ 10.33
Total investment return ⁽³⁾	(3.55)%	22.49%	27.61%	14.77%	20.11%
Ratio/Supplemental Data					
Net assets, end of period (000's omitted)	\$1,971,430	\$1,943,442	\$1,355,653	\$933,514	\$679,147
Ratio of expenses to average net assets ⁽⁴⁾	0.60%	0.60%	0.62%	0.64%	0.64%
Ratio of net investment income to average net assets ⁽⁴⁾	0.74%	0.54%	0.91%	0.73%	0.55%
Portfolio turnover rate	6%	3%	6%	4%	9%

- (1) The selected per share data was calculated using the average shares outstanding method for the period.
- (2) Amount less than \$(0.005) per share.
- (3) Total investment return is calculated by assuming a purchase of shares on the first day and a sale of shares on the last day of each period reported and includes reinvestments of dividends and distributions, if any.
- (4) The Fund also will indirectly bear its prorated share of expenses of the underlying funds. Such expenses are not included in the calculation of this ratio.

FINANCIAL HIGHLIGHTS

FREE MARKET INTERNATIONAL EQUITY FUND

	For the Year Ended August 31, 2015	For the Year Ended August 31, 2014	For the Year Ended August 31, 2013	For the Year Ended August 31, 2012	For the Year Ended August 31, 2011
Per Share Operating Performance					
Net asset value, beginning					
of period	\$ 10.92	\$ 9.36	\$ 8.04	\$ 8.78	\$ 7.97
Net investment income ⁽¹⁾	0.17	0.19	0.18	0.18	0.16
Net realized and unrealized gain/(loss) on investments	(1.39)	1.71	1.36	(0.64)	0.78
Net increase/(decrease) in net assets resulting from operations	(1.22)	1.90	1.54	(0.46)	0.94
Dividends and distributions to shareholders from:					
Net investment income	(0.22)	(0.19)	(0.15)	(0.17)	(0.13)
Net realized capital gains	(0.20)	(0.15)	(0.07)	(0.11)	—
Total dividends and distributions to shareholders	(0.42)	(0.34)	(0.22)	(0.28)	(0.13)
Net asset value, end of year	\$ 9.28	\$ 10.92	\$ 9.36	\$ 8.04	\$ 8.78
Total investment return ⁽²⁾	(11.25)%	20.49%	19.44%	(4.98)%	11.60%
Ratio/Supplemental Data					
Net assets, end of period (000's omitted)	\$1,443,094	\$1,414,618	\$964,096	\$648,710	\$516,073
Ratio of expenses to average net assets ⁽³⁾	0.64%	0.62%	0.65%	0.65%	0.66%
Ratio of net investment income to average net assets ⁽³⁾	1.72%	1.84%	1.96%	2.21%	1.66%
Portfolio turnover rate	3%	2%	3%	3%	4%

- (1) The selected per share data was calculated using the average shares outstanding method for the period.
- (2) Total investment return is calculated by assuming a purchase of shares on the first day and a sale of shares on the last day of each period reported and includes reinvestments of dividends and distributions, if any.
- (3) The Fund also will indirectly bear its prorated share of expenses of the underlying funds. Such expenses are not included in the calculation of this ratio.

FINANCIAL HIGHLIGHTS

FREE MARKET FIXED INCOME FUND

	For the Year Ended August 31, 2015	For the Year Ended August 31, 2014	For the Year Ended August 31, 2013	For the Year Ended August 31, 2012	For the Year Ended August 31, 2011
Per Share Operating Performance					
Net asset value, beginning					
of period	\$ 10.31	\$ 10.24	\$ 10.54	\$ 10.48	\$ 10.50
Net investment income ⁽¹⁾	0.06	0.04	0.05	0.11	0.12
Net realized and unrealized gain on investments	(0.02)	0.09	(0.21)	0.09	0.09
Net increase in net assets resulting from operations	0.04	0.13	(0.16)	0.20	0.21
Dividends and distributions to shareholders from:					
Net investment income	(0.07)	(0.04)	(0.08)	(0.14)	(0.22)
Net realized capital gains	(0.03)	(0.02)	(0.06)	— ⁽²⁾	— ⁽²⁾
Tax return of capital	—	—	—	—	(0.01)
Total dividends and distributions to shareholders	(0.10)	(0.06)	(0.14)	(0.14)	(0.23)
Net asset value, end of year	\$ 10.25	\$ 10.31	\$ 10.24	\$ 10.54	\$ 10.48
Total investment return ⁽³⁾	0.37%	1.34%	(1.50)%	1.90%	2.06%
Ratio/Supplemental Data					
Net assets, end of period (000's omitted)	\$2,004,504	\$1,824,633	\$1,316,799	\$946,975	\$761,683
Ratio of expenses to average net assets ⁽⁴⁾	0.60%	0.61%	0.62%	0.63%	0.65%
Ratio of net investment income to average net assets ⁽⁴⁾	0.55%	0.37%	0.52%	1.08%	1.12%
Portfolio turnover rate	2%	0%	0%	1%	0%

(1) The selected per share data was calculated using the average shares outstanding method for the period.

(2) Amount less than \$(0.005) per share.

(3) Total investment return is calculated by assuming a purchase of shares on the first day and a sale of shares on the last day of each period reported and includes reinvestments of dividends and distributions, if any.

(4) The Fund also will indirectly bear its prorated share of expenses of the underlying funds. Such expenses are not included in the calculation of this ratio.

FOR MORE INFORMATION ABOUT MATSON MONEY FAMILY OF FUNDS

This Prospectus contains important information you should know before you invest. Read it carefully and keep it for future reference. More information about the Funds is available free of charge, upon request, including:

Annual/Semi-Annual Reports

These reports contain additional information about the Funds' investments, describe the Funds' performance, list portfolio holdings, and discuss recent market conditions and economic trends. The Annual Report includes market conditions and investment strategies that significantly affected the Funds' performance during the last fiscal year.

Statement of Additional Information ("SAI")

The Funds' SAI, dated December 31, 2015 has been filed with the SEC. The SAI, which includes additional information about the Funds, may be obtained free of charge, along with the Annual and Semi-Annual Reports when available, by calling (866) 780-0357 Ext. 3863 or at the Adviser's website at <http://hosted.rightprospectus.com/matsonmoney>. The SAI, as supplemented from time to time, is incorporated by reference into this Prospectus (and is legally part of the Prospectus).

Shareholder Inquiries

Representatives are available to discuss account balance information, mutual fund prospectuses, literature programs and services available. Hours: 8 a.m. to 6 p.m. (Eastern time) Monday-Friday. Call: (866) 780-0357 Ext. 3863.

Purchases and Redemptions

Call (866) 780-0357 Ext. 3863

Written Correspondence

Street Address:

Matson Money, Inc. Family of Funds
c/o BNY Mellon Asset Servicing (US) Inc.
4400 Computer Drive
Westborough, MA 01581

Securities and Exchange Commission

You may also view and copy information about the Company and the Fund, including the SAI, by visiting the SEC's Public Reference Room in Washington, DC or the EDGAR Database on the SEC's Internet site at www.sec.gov. You may also obtain copies of fund documents by paying a duplicating fee and sending an electronic request to the following e-mail address: publicinfo@sec.gov, or by sending your written request and a duplicating fee to the SEC's Public Reference Section, Washington, DC 20549-1520. You may obtain information on the operation of the public reference room by calling the SEC at 1-202-942-8090.